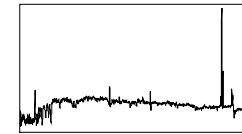


UT Date 2014-12-19 Observers M CalkinsColl. Focus 1350 Grating/Grism 300

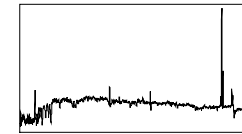
| File | Exp Time | UT Start | RA | Dec | Gr. | P.A. | Slit | Program | Bin | Comments |
|----------------|----------|----------|------------|-----------|-----|------|------|----------------|-----|----------|
| 0001-0003.DARK | 900 | 01:00 | 21:51:11.0 | +28:51:50 | 300 | 89 | 3.0 | 0 Calibration | 4 | |
| 0004-0013.BIAS | 0 | 01:18 | 21:51:11.0 | +28:51:50 | 300 | 89 | 3.0 | 0 Calibration | 4 | |
| 0014-0033.FLAT | 7 | 01:26 | 21:51:11.0 | +28:51:50 | 300 | 89 | 3.0 | 0 Calibration | 2 | |
| 0034-0043.BIAS | 0 | 01:28 | 21:51:11.0 | +28:51:50 | 300 | 89 | 3.0 | 0 Calibration | 2 | |
| 0044.BDp284211 | 150 | 01:36 | 21:51:11.0 | +28:51:50 | 300 | 89 | 3.0 | #56 Spectropho | 2 | |
| 0045.COMP | 10 | 01:40 | 21:51:11.0 | +28:51:50 | 300 | 89 | 3.0 | 0 Calibration | 2 | |
| 0046.BDp174708 | 60 | 01:42 | 22:11:31.4 | +18:05:34 | 300 | 89 | 3.0 | #56 Spectropho | 2 | |
| 0047.COMP | 10 | 01:43 | 22:11:31.4 | +18:05:34 | 300 | 89 | 3.0 | 0 Calibration | 2 | |
| 0048.M31 | 60 | 01:45 | 00:42:44.3 | +41:16:09 | 300 | 89 | 3.0 | #57 Velocity S | 2 | |
| 0049.COMP | 10 | 01:47 | 00:42:44.3 | +41:16:09 | 300 | 89 | 3.0 | 0 Calibration | 2 | |
| 0050.AXPer | 14 | 01:49 | 01:36:23.0 | +54:15:03 | 300 | 89 | 3.0 | #12 Symbiotic | 2 | |
| 0051.AXPer | 4 | 01:50 | 01:36:23.0 | +54:15:03 | 300 | 89 | 3.0 | #12 Symbiotic | 2 | |
| 0052.AXPer | 30 | 01:50 | 01:36:23.0 | +54:15:03 | 300 | 89 | 3.0 | #12 Symbiotic | 2 | |
| 0053.AXPer | 90 | 01:51 | 01:36:23.0 | +54:15:03 | 300 | 89 | 3.0 | #12 Symbiotic | 2 | |
| 0054.COMP | 10 | 01:53 | 01:36:23.0 | +54:15:03 | 300 | 89 | 3.0 | 0 Calibration | 2 | |
| 0055.bb219 | 450 | 01:58 | 21:52:59.6 | -04:23:51 | 600 | 89 | 1.5 | #178 Low Mass | 4 | |
| 0056.COMP | 10 | 02:07 | 21:52:59.6 | -04:23:51 | 600 | 90 | 1.5 | 0 Calibration | 4 | |
| 0057.bb223 | 500 | 02:08 | 22:13:42.6 | -02:59:46 | 600 | 90 | 1.5 | #178 Low Mass | 4 | |
| 0058.COMP | 10 | 02:17 | 22:13:42.6 | -02:59:46 | 600 | 90 | 1.5 | 0 Calibration | 4 | |
| 0059.bb225 | 430 | 02:21 | 22:18:18.4 | -01:48:03 | 600 | 90 | 1.5 | #178 Low Mass | 4 | |

UT Date 2014-12-19 Observers M CalkinsColl. Focus 1350 Grating/Grism 300

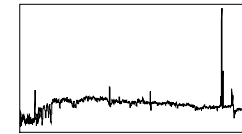
| File | Exp Time | UT Start | RA | Dec | Gr. | P.A. | Slit | Program | Bin | Comments |
|----------------|----------|----------|------------|-----------|-----|------|------|----------------|-----|----------|
| 0060.COMP | 10 | 02:29 | 22:18:18.4 | -01:48:03 | 600 | 90 | 1.5 | 0 Calibration | 4 | |
| 0061.bb227 | 720 | 02:32 | 22:20:52.8 | +23:19:28 | 600 | 90 | 1.5 | #178 Low Mass | 4 | |
| 0062.COMP | 10 | 02:44 | 22:20:52.8 | +23:19:28 | 600 | 90 | 1.5 | 0 Calibration | 4 | |
| 0063.bb229 | 450 | 02:46 | 22:27:00.7 | +00:29:42 | 600 | 90 | 1.5 | #178 Low Mass | 4 | |
| 0064.COMP | 10 | 02:54 | 22:27:00.7 | +00:29:42 | 600 | 90 | 1.5 | 0 Calibration | 4 | |
| 0065.bb230 | 610 | 02:56 | 22:28:53.1 | +17:14:55 | 600 | 90 | 1.5 | #178 Low Mass | 4 | |
| 0066.COMP | 10 | 03:07 | 22:28:53.1 | +17:14:55 | 600 | 90 | 1.5 | 0 Calibration | 4 | |
| 0067.bb231 | 720 | 03:09 | 22:29:14.7 | +17:50:53 | 600 | 90 | 1.5 | #178 Low Mass | 4 | |
| 0068.COMP | 10 | 03:23 | 22:29:14.7 | +17:50:53 | 600 | 89 | 1.5 | 0 Calibration | 4 | |
| 0069.bb245 | 600 | 03:25 | 23:25:35.9 | -03:03:25 | 600 | 89 | 1.5 | #178 Low Mass | 4 | |
| 0070.COMP | 10 | 03:36 | 23:25:35.9 | -03:03:25 | 600 | 90 | 1.5 | 0 Calibration | 4 | |
| 0071.bb247 | 900 | 03:38 | 23:30:48.1 | -19:32:59 | 600 | 90 | 1.5 | #178 Low Mass | 4 | |
| 0072.COMP | 10 | 03:53 | 23:30:48.1 | -19:32:59 | 600 | 90 | 1.5 | 0 Calibration | 4 | |
| 0073.Feige110 | 300 | 03:57 | 23:19:58.4 | -05:09:56 | 600 | 90 | 1.5 | #56 Spectropho | 4 | |
| 0074.COMP | 10 | 04:02 | 23:19:58.4 | -05:09:56 | 600 | 90 | 1.5 | 0 Calibration | 4 | |
| 0075-0084.FLAT | 12 | 04:08 | 23:19:58.4 | -05:09:56 | 600 | 90 | 1.5 | 0 Calibration | 4 | |
| 0085.COMP | 5 | 04:12 | 23:19:58.4 | -05:09:56 | 300 | 90 | 3.0 | 0 Calibration | 4 | test |
| 0086.COMP | 5 | 04:13 | 23:19:58.4 | -05:09:56 | 300 | 90 | 3.0 | 0 Calibration | 4 | |
| 0087.COMP | 5 | 04:16 | 23:19:58.4 | -05:09:56 | 300 | 90 | 3.0 | 0 Calibration | 4 | |
| 0088.COMP | 5 | 04:18 | 23:19:58.4 | -05:09:56 | 300 | 90 | 3.0 | 0 Calibration | 4 | |

UT Date 2014-12-19 Observers M CalkinsColl. Focus 1350 Grating/Grism 300

| File | Exp Time | UT Start | RA | Dec | Gr. | P.A. | Slit | Program | Bin | Comments |
|--------------------|----------|----------|------------|-----------|-----|------|------|----------------|-----|------------|
| 0089.snASASSN-141t | 1800 | 04:49 | 03:10:55.7 | -13:07:22 | 300 | 70 | 3.0 | #220 ASASSN Tr | 2 | |
| 0090.COMP | 10 | 05:19 | 03:10:55.7 | -13:07:22 | 300 | 70 | 3.0 | 0 Calibration | 2 | |
| 0091.Kenfill050 | 1800 | 05:24 | 03:35:44.3 | +10:07:55 | 300 | 90 | 3.0 | #210 Brightest | 2 | very faint |
| 0092.COMP | 10 | 05:54 | 03:35:44.3 | +10:07:55 | 300 | 90 | 3.0 | 0 Calibration | 2 | |
| 0093.Kenfill052 | 2400 | 06:04 | 03:38:44.5 | +10:05:18 | 300 | 90 | 3.0 | #210 Brightest | 2 | |
| 0094.COMP | 10 | 06:45 | 03:38:44.5 | +10:05:18 | 300 | 90 | 3.0 | 0 Calibration | 2 | |
| 0095.Kenfill053 | 2400 | 06:47 | 03:36:27.7 | +09:36:20 | 300 | 90 | 3.0 | #210 Brightest | 2 | |
| 0096.COMP | 10 | 07:28 | 03:36:27.7 | +09:36:20 | 300 | 90 | 3.0 | 0 Calibration | 2 | |
| 0097.Kenfill054 | 2400 | 07:30 | 03:35:50.0 | +09:40:01 | 300 | 90 | 3.0 | #210 Brightest | 2 | |
| 0098.COMP | 10 | 08:11 | 03:35:50.0 | +09:40:01 | 300 | 90 | 3.0 | 0 Calibration | 2 | |
| 0099.Kenfill055 | 1020 | 08:12 | 03:40:29.9 | +10:04:17 | 300 | 90 | 3.0 | #210 Brightest | 2 | |
| 0100.COMP | 10 | 08:29 | 03:40:29.9 | +10:04:17 | 300 | 90 | 3.0 | 0 Calibration | 2 | |
| 0101.Kenfill056 | 1800 | 08:40 | 03:39:31.4 | +09:55:06 | 300 | 90 | 3.0 | #210 Brightest | 2 | |
| 0102.COMP | 10 | 09:11 | 03:39:31.4 | +09:55:06 | 300 | 90 | 3.0 | 0 Calibration | 2 | |
| 0103.G191B2B | 300 | 09:18 | 05:05:30.6 | +52:49:52 | 300 | 90 | 3.0 | #56 Spectropho | 2 | |
| 0104.COMP | 10 | 09:24 | 05:05:30.6 | +52:49:52 | 300 | 90 | 3.0 | 0 Calibration | 2 | |
| 0105.Hiltner600 | 90 | 09:26 | 06:45:13.4 | +02:08:15 | 300 | 90 | 3.0 | #56 Spectropho | 2 | |
| 0106.COMP | 10 | 09:28 | 06:45:13.4 | +02:08:15 | 300 | 90 | 3.0 | 0 Calibration | 2 | |
| 0107.BGGem | 300 | 09:32 | 06:03:31.0 | +27:41:50 | 300 | 90 | 3.0 | #12 Symbiotic | 2 | |
| 0108.COMP | 10 | 09:38 | 06:03:31.0 | +27:41:50 | 300 | 90 | 3.0 | 0 Calibration | 2 | |

UT Date 2014-12-19 Observers M CalkinsColl. Focus 1350 Grating/Grism 300

| File | Exp Time | UT Start | RA | Dec | Gr. | P.A. | Slit | Program | Bin | Comments |
|-----------------------|----------|----------|------------|-----------|-----|------|------|----------------|-----|----------------|
| 0109.BXMon | 15 | 09:40 | 07:25:23.0 | -03:35:51 | 300 | 90 | 3.0 | #12 Symbiotic | 2 | |
| 0110.BXMon | 180 | 09:40 | 07:25:23.0 | -03:35:51 | 300 | 90 | 3.0 | #12 Symbiotic | 2 | |
| 0111.COMP | 10 | 09:44 | 07:25:23.0 | -03:35:51 | 300 | 90 | 3.0 | 0 Calibration | 2 | |
| 0112.SS129 | 300 | 09:46 | 07:32:45.0 | -26:49:16 | 300 | 81 | 3.0 | #12 Symbiotic | 2 | |
| 0113.SS129 | 300 | 09:51 | 07:32:45.0 | -26:49:16 | 300 | 81 | 3.0 | #12 Symbiotic | 2 | |
| 0114.COMP | 10 | 09:57 | 07:32:45.0 | -26:49:16 | 300 | 81 | 3.0 | 0 Calibration | 2 | |
| 0115.05260299+4701096 | 1500 | 10:01 | 05:26:03.0 | +47:01:10 | 300 | 90 | 3.0 | #141 2MASS Red | 2 | |
| 0116.COMP | 10 | 10:27 | 05:26:03.0 | +47:01:10 | 300 | 89 | 3.0 | 0 Calibration | 2 | |
| 0117.05262746+2403238 | 1800 | 10:31 | 05:26:27.5 | +24:03:24 | 300 | 85 | 3.0 | #141 2MASS Red | 2 | image = row 80 |
| 0118.COMP | 10 | 11:01 | 05:26:27.5 | +24:03:24 | 300 | 85 | 3.0 | 0 Calibration | 2 | |
| 0119.snASASSN-14lo | 1500 | 11:04 | 11:51:53.2 | +18:32:31 | 300 | 86 | 3.0 | #220 ASASSN Tr | 2 | |
| 0120.COMP | 10 | 11:30 | 11:51:53.2 | +18:32:31 | 300 | 90 | 3.0 | 0 Calibration | 2 | |
| 0121.snASASSN-14li | 1800 | 11:33 | 12:48:15.2 | +17:46:26 | 300 | 89 | 3.0 | #220 ASASSN Tr | 2 | |
| 0122.COMP | 10 | 12:03 | 12:48:15.2 | +17:46:26 | 300 | 90 | 3.0 | 0 Calibration | 2 | |
| 0123.snASASSN-14lp | 240 | 12:07 | 12:45:09.1 | -00:27:33 | 300 | 90 | 3.0 | #220 ASASSN Tr | 2 | |
| 0124.COMP | 10 | 12:12 | 12:45:09.1 | -00:27:33 | 300 | 90 | 3.0 | 0 Calibration | 2 | |
| 0125.08102122-2126266 | 1400 | 12:16 | 08:10:21.2 | -21:26:27 | 300 | 99 | 3.0 | #141 2MASS Red | 2 | |
| 0126.COMP | 10 | 12:40 | 08:10:21.2 | -21:26:27 | 300 | 99 | 3.0 | 0 Calibration | 2 | |
| 0127.TXCVn | 10 | 12:43 | 12:44:42.0 | +36:45:48 | 300 | 91 | 3.0 | #12 Symbiotic | 2 | |
| 0128.TXCVn | 30 | 12:44 | 12:44:42.0 | +36:45:48 | 300 | 91 | 3.0 | #12 Symbiotic | 2 | |

UT Date 2014-12-19 Observers M CalkinsColl. Focus 1350 Grating/Grism 300

| <i>File</i> | <i>Exp Time</i> | <i>UT Start</i> | <i>RA</i> | <i>Dec</i> | <i>Gr.</i> | <i>P.A.</i> | <i>Slit</i> | <i>Program</i> | <i>Bin</i> | <i>Comments</i> |
|--------------------|-----------------|-----------------|------------|------------|------------|-------------|-------------|----------------|------------|-----------------|
| 0129.COMP | 10 | 12:45 | 12:44:42.0 | +36:45:48 | 300 | 91 | 3.0 | 0 Calibration | 2 | |
| 0130.MARK1347 | 600 | 12:49 | 13:22:55.4 | +08:09:42 | 300 | 91 | 3.0 | #99 BH-Mass | 2 | |
| 0131.COMP | 10 | 13:00 | 13:22:55.4 | +08:09:42 | 300 | 81 | 3.0 | 0 Calibration | 2 | |
| 0132.snASASSN-14lu | 1020 | 13:02 | 14:10:39.5 | -02:40:56 | 300 | 70 | 3.0 | #220 ASASSN Tr | 2 | |
| 0133.COMP | 10 | 13:20 | 14:10:39.5 | -02:40:56 | 300 | 71 | 3.0 | 0 Calibration | 2 | |
| 0134-0143.BIAS | 0 | 13:24 | 14:10:39.5 | -02:40:56 | 300 | 90 | 3.0 | 0 Calibration | 2 | |
| 0144-0163.FLAT | 7 | 13:33 | 14:10:39.5 | -02:40:56 | 300 | 90 | 3.0 | 0 Calibration | 2 | |
| 0164-0183.DARK | 900 | 18:27 | 14:10:39.5 | -02:40:56 | 300 | 90 | 3.0 | 0 Calibration | 2 | |