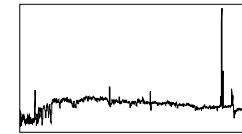
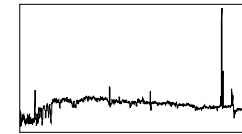
UT Date 2009-11-23 Observers M CalkinsColl. Focus 1940 Grating/Grism 300

File	Exp Time	UT Start	RA	Dec	Gr.	P.A.	Slit	Program	Bin	Comments
0001-0007.DARK	900	01:00	06:45:13.4	+02:08:15	600	90	2.0	#178 Extremely	2	
0008-0017.BIAS	0	01:18	06:45:13.4	+02:08:15	600	90	2.0	#178 Extremely	2	
0018-0027.FLAT	12	01:25	06:45:13.4	+02:08:15	600	90	2.0	#178 Extremely	4	
0028-0037.BIAS	0	01:27	06:45:13.4	+02:08:15	600	90	2.0	#178 Extremely	4	
0038.BDp284211	90	01:31	21:51:11.0	+28:51:50	600	90	2.0	#56 Spectropho	4	
0039.COMP	10	01:33	21:51:11.0	+28:51:50	600	90	2.0	#56 Spectropho	4	
0040.BDp174708	30	01:36	22:11:31.4	+18:05:34	600	90	2.0	#56 Spectropho	4	
0041.COMP	10	01:37	22:11:31.4	+18:05:34	600	90	2.0	#56 Spectropho	4	
0042.bhvs439	720	01:41	20:49:08.1	+00:44:32	600	90	2.0	#182 Runaway B	4	
0043.COMP	10	01:53	20:49:08.1	+00:44:32	600	90	2.0	#182 Runaway B	4	
0044.bhvs440	600	01:55	20:50:51.0	-05:18:23	600	90	2.0	#182 Runaway B	4	
0045.COMP	10	02:06	20:50:51.0	-05:18:23	600	90	2.0	#182 Runaway B	4	
0046.bhvs446	1200	02:08	20:56:59.0	-05:07:49	600	82	2.0	#182 Runaway B	4	
0047.COMP	10	02:29	20:56:59.0	-05:07:49	600	82	2.0	#182 Runaway B	4	
0048.bhvs441	660	02:31	20:53:07.8	-00:06:33	600	89	2.0	#182 Runaway B	4	
0049.COMP	10	02:43	20:53:07.8	-00:06:33	600	89	2.0	#182 Runaway B	4	
0050.bhvs442	960	02:45	20:54:18.7	-00:15:56	600	89	2.0	#182 Runaway B	4	
0051.COMP	10	03:02	20:54:18.7	-00:15:56	600	89	2.0	#182 Runaway B	4	
0052.bhvs443	960	03:03	20:54:52.1	-05:16:36	600	89	2.0	#182 Runaway B	4	
0053.COMP	10	03:20	20:54:52.1	-05:16:36	600	89	2.0	#182 Runaway B	4	

UT Date 2009-11-23 Observers M CalkinsColl. Focus 1940 Grating/Grism 300

File	Exp Time	UT Start	RA	Dec	Gr.	P.A.	Slit	Program	Bin	Comments
0054.bhvs448	660	03:22	21:00:04.2	-00:03:30	600	89	2.0	#182 Runaway B	4	
0055.COMP	10	03:33	21:00:04.2	-00:03:30	600	89	2.0	#182 Runaway B	4	
0056.bhvs449	780	03:35	21:02:35.2	-07:09:28	600	89	2.0	#182 Runaway B	4	
0057.COMP	10	03:49	21:02:35.2	-07:09:28	600	89	2.0	#182 Runaway B	4	
0058.K11104511	600	03:59	20:00:36.9	+48:37:31	600	89	2.0	#192 DASCH Lon	2	
0059.COMP	7	04:09	20:00:36.9	+48:37:31	600	89	2.0	#192 DASCH Lon	2	
0060.K12185323	480	04:11	20:11:05.4	+50:43:15	600	89	2.0	#192 DASCH Lon	2	
0061.COMP	7	04:19	20:11:05.4	+50:43:15	600	89	2.0	#192 DASCH Lon	2	
0062.K4974759	60	04:21	20:11:54.4	+40:00:30	600	89	2.0	#192 DASCH Lon	2	
0063.COMP	7	04:22	20:11:54.4	+40:00:30	600	89	2.0	#192 DASCH Lon	2	
0064.K3303451	12	04:24	20:12:44.4	+38:23:31	600	89	2.0	#192 DASCH Lon	2	
0065.COMP	7	04:25	20:12:44.4	+38:23:31	600	89	2.0	#192 DASCH Lon	2	
0066.NO310033448	600	04:27	20:58:20.0	+04:11:31	600	89	2.0	#192 DASCH Lon	2	
0067.COMP	7	04:37	20:58:20.0	+04:11:31	600	89	2.0	#192 DASCH Lon	2	
0068.NO313311705	240	04:40	21:06:26.3	+17:57:07	600	89	2.0	#192 DASCH Lon	2	
0069.COMP	7	04:44	21:06:26.3	+17:57:07	600	89	2.0	#192 DASCH Lon	2	
0070.NO313222857	150	04:46	21:10:23.5	+14:04:46	600	89	2.0	#192 DASCH Lon	2	
0071.COMP	7	04:49	21:10:23.5	+14:04:46	600	89	2.0	#192 DASCH Lon	2	
0072.NO02010375	600	04:50	21:41:33.3	+01:24:56	600	89	2.0	#192 DASCH Lon	2	
0073.COMP	7	05:01	21:41:33.3	+01:24:56	600	89	2.0	#192 DASCH Lon	2	

UT Date 2009-11-23 Observers M CalkinsColl. Focus 1940 Grating/Grism 300

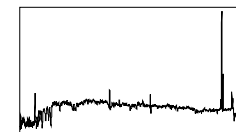
File	Exp Time	UT Start	RA	Dec	Gr.	P.A.	Slit	Program	Bin	Comments
0074.N0022112339	25	05:02	21:51:02.0	+12:37:32	600	89	2.0	#192 DASCH Lon	2	
0075.COMP	7	05:03	21:51:02.0	+12:37:32	600	89	2.0	#192 DASCH Lon	2	
0076.N0022112339	10	05:04	21:51:02.0	+12:37:32	600	89	2.0	#192 DASCH Lon	2	
0077.N0022112339	5	05:04	21:51:02.0	+12:37:32	600	89	2.0	#192 DASCH Lon	2	
0078.COMP	7	05:05	21:51:02.0	+12:37:32	600	89	2.0	#192 DASCH Lon	2	
0079.HD19445	5	05:07	03:08:25.6	+26:19:51	600	89	2.0	#56 Spectropho	2	
0080.COMP	7	05:08	03:08:25.6	+26:19:51	600	89	2.0	#56 Spectropho	2	
0081-0090.FLAT	15	05:13	03:08:25.6	+26:19:51	600	89	2.0	#56 Spectropho	2	
0091.COMP	5	05:16	03:08:25.6	+26:19:51	300	89	3.0	#56 Spectropho	4	test
0092.IPHAS_W4556	900	05:21	23:03:16.1	+63:08:38	300	89	3.0	#157 IPHAS	2	
0093.COMP	10	05:36	23:03:16.1	+63:08:38	300	89	3.0	#157 IPHAS	2	
0094.IPHAS_W4562	900	05:38	23:03:46.0	+61:48:46	300	89	3.0	#157 IPHAS	2	
0095.COMP	10	05:54	23:03:46.0	+61:48:46	300	89	3.0	#157 IPHAS	2	
0096.IPHAS_W0059	900	05:57	00:12:24.0	+62:32:44	300	89	3.0	#157 IPHAS	2	
0097.COMP	10	06:12	00:12:24.0	+62:32:44	300	89	3.0	#157 IPHAS	2	
0098.IPHAS_W0061	900	06:15	00:12:52.1	+59:54:40	300	89	3.0	#157 IPHAS	2	
0099.COMP	10	06:30	00:12:52.1	+59:54:40	300	89	3.0	#157 IPHAS	2	
0100.IPHAS_W0357	780	06:33	01:42:18.7	+62:47:33	300	89	3.0	#157 IPHAS	2	
0101.COMP	10	06:46	01:42:18.7	+62:47:33	300	89	3.0	#157 IPHAS	2	
0102.IPHAS_W0358	1080	06:49	01:42:21.3	+64:58:36	300	89	3.0	#157 IPHAS	2	

UT Date 2009-11-23 Observers M CalkinsColl. Focus 1940 Grating/Grism 300

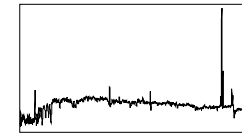
File	Exp Time	UT Start	RA	Dec	Gr.	P.A.	Slit	Program	Bin	Comments
0103.COMP	10	07:07	01:42:21.3	+64:58:36	300	89	3.0	#157 IPHAS	2	
0104.IPHAS_W0362	600	07:10	01:43:23.3	+59:53:07	300	81	3.0	#157 IPHAS	2	
0105.COMP	10	07:20	01:43:23.3	+59:53:07	300	81	3.0	#157 IPHAS	2	
0106.IPHAS_W0365	1200	07:22	01:44:01.9	+64:01:25	300	90	3.0	#157 IPHAS	2	
0107.COMP	10	07:42	01:44:01.9	+64:01:25	300	90	3.0	#157 IPHAS	2	
0108.IPHAS_W0366	600	07:45	01:44:37.1	+60:34:58	300	90	3.0	#157 IPHAS	2	row=83
0109.COMP	10	07:55	01:44:37.1	+60:34:58	300	90	3.0	#157 IPHAS	2	
0110.IPHAS_W0368	600	07:58	01:44:52.2	+60:41:23	300	90	3.0	#157 IPHAS	2	
0111.COMP	10	08:09	01:44:52.2	+60:41:23	300	90	3.0	#157 IPHAS	2	
0112.03460998+1615413	480	08:12	03:46:10.0	+16:15:41	300	90	3.0	#141 Mapping t	2	
0113.COMP	10	08:21	03:46:10.0	+16:15:41	300	90	3.0	#141 Mapping t	2	
0114.03472142+4702325	600	08:23	03:47:21.4	+47:02:32	300	90	3.0	#141 Mapping t	2	
0115.COMP	10	08:34	03:47:21.4	+47:02:32	300	90	3.0	#141 Mapping t	2	
0116.G191B2B	300	08:37	05:05:30.6	+52:49:52	300	-9	3.0	#56 Spectropho	2	
0117.COMP	10	08:42	05:05:30.6	+52:49:52	300	-9	3.0	#56 Spectropho	2	
0118.Hiltner600	90	08:45	06:45:13.4	+02:08:15	300	-29	3.0	#56 Spectropho	2	
0119.COMP	10	08:47	06:45:13.4	+02:08:15	300	-29	3.0	#56 Spectropho	2	
0120.cvso-59012	420	08:50	05:14:49.7	-03:38:15	300	89	3.0	#112 Orion PMS	2	
0121.COMP	10	08:57	05:14:49.7	-03:38:15	300	89	3.0	#112 Orion PMS	2	
0122.cvso-31145	480	08:59	05:16:43.2	-00:54:20	300	89	3.0	#112 Orion PMS	2	

UT Date 2009-11-23 Observers M CalkinsColl. Focus 1940 Grating/Grism 300

File	Exp Time	UT Start	RA	Dec	Gr.	P.A.	Slit	Program	Bin	Comments
0123.COMP	10	09:07	05:16:43.2	-00:54:20	300	89	3.0	#112 Orion PMS	2	
0124.cvso-37610	480	09:09	05:16:48.2	+00:43:44	300	89	3.0	#112 Orion PMS	2	
0125.COMP	10	09:18	05:16:48.2	+00:43:44	300	89	3.0	#112 Orion PMS	2	
0126.cvso-30663	360	09:19	05:17:05.9	-02:21:56	300	89	3.0	#112 Orion PMS	2	
0127.COMP	10	09:26	05:17:05.9	-02:21:56	300	89	3.0	#112 Orion PMS	2	
0128.cvso-19657	360	09:28	05:17:09.4	-00:03:47	300	89	3.0	#112 Orion PMS	2	
0129.COMP	10	09:35	05:17:09.4	-00:03:47	300	89	3.0	#112 Orion PMS	2	
0130.cvso-27357	420	09:37	05:17:25.7	+01:58:45	300	89	3.0	#112 Orion PMS	2	
0131.COMP	10	09:44	05:17:25.7	+01:58:45	300	89	3.0	#112 Orion PMS	2	
0132.cvso-38305	480	09:47	05:17:33.2	+00:42:09	300	89	3.0	#112 Orion PMS	2	
0133.COMP	10	09:56	05:17:33.2	+00:42:09	300	89	3.0	#112 Orion PMS	2	
0134.cvso-32314	300	09:58	05:17:49.7	-02:46:05	300	89	3.0	#112 Orion PMS	2	
0135.COMP	10	10:03	05:17:49.7	-02:46:05	300	89	3.0	#112 Orion PMS	2	
0136.cvso-53472	390	10:04	05:17:52.8	-03:49:18	300	89	3.0	#112 Orion PMS	2	
0137.COMP	10	10:11	05:17:52.8	-03:49:18	300	89	3.0	#112 Orion PMS	2	
0138.cvso-61024	360	10:12	05:17:58.1	-03:32:19	300	89	3.0	#112 Orion PMS	2	
0139.COMP	10	10:19	05:17:58.1	-03:32:19	300	89	3.0	#112 Orion PMS	2	
0140.cvso-39058	420	10:20	05:18:00.7	-01:10:22	300	89	3.0	#112 Orion PMS	2	
0141.COMP	10	10:28	05:18:00.7	-01:10:22	300	89	3.0	#112 Orion PMS	2	
0142.cvso-38759	180	10:29	05:18:02.3	+00:46:22	300	89	3.0	#112 Orion PMS	2	

UT Date 2009-11-23 Observers M CalkinsColl. Focus 1940 Grating/Grism 300

File	Exp Time	UT Start	RA	Dec	Gr.	P.A.	Slit	Program	Bin	Comments
0143.COMP	10	10:33	05:18:02.3	+00:46:22	300	89	3.0	#112 Orion PMS	2	
0144.cvso-31252	360	10:34	05:18:05.8	-01:54:52	300	89	3.0	#112 Orion PMS	2	
0145.COMP	10	10:44	05:18:05.8	-01:54:52	300	89	3.0	#112 Orion PMS	2	
0146.cvso-31320	300	10:45	05:18:14.0	-01:56:32	300	89	3.0	#112 Orion PMS	2	
0147.COMP	10	10:50	05:18:14.0	-01:56:32	300	89	3.0	#112 Orion PMS	2	
0148.cvso-20578	660	10:52	05:18:14.6	+00:10:10	300	89	3.0	#112 Orion PMS	2	
0149.COMP	10	11:04	05:18:14.6	+00:10:10	300	89	3.0	#112 Orion PMS	2	
0150.cvso-38980	360	11:06	05:18:29.1	+01:35:30	300	89	3.0	#112 Orion PMS	2	
0151.COMP	10	11:12	05:18:29.1	+01:35:30	300	89	3.0	#112 Orion PMS	2	
0152.cvso-39227	540	11:14	05:18:31.4	+00:34:31	300	89	3.0	#112 Orion PMS	2	
0153.COMP	10	11:23	05:18:31.4	+00:34:31	300	89	3.0	#112 Orion PMS	2	
0154.cvso-61344	480	11:25	05:18:31.9	-03:21:53	300	89	3.0	#112 Orion PMS	2	
0155.COMP	10	11:34	05:18:31.9	-03:21:53	300	89	3.0	#112 Orion PMS	2	
0156.sn2009kq	1200	11:40	08:36:15.1	+28:04:02	300	-35	3.0	#2 SN Observat	2	
0157.COMP	10	12:01	08:36:15.1	+28:04:02	300	-35	3.0	#2 SN Observat	2	
0158.HD84937	20	12:03	09:48:56.1	+13:44:39	300	89	3.0	#56 Spectropho	2	
0159.COMP	10	12:04	09:48:56.1	+13:44:39	300	89	3.0	#56 Spectropho	2	
0160.09135500-1433516	360	12:06	09:13:55.0	-14:33:52	300	89	3.0	#141 Mapping t	2	
0161.COMP	10	12:13	09:13:55.0	-14:33:52	300	89	3.0	#141 Mapping t	2	
0162.09444962-1229473	240	12:15	09:44:49.6	-12:29:47	300	89	3.0	#141 Mapping t	2	

UT Date 2009-11-23 Observers M CalkinsColl. Focus 1940 Grating/Grism 300

<i>File</i>	<i>Exp Time</i>	<i>UT Start</i>	<i>RA</i>	<i>Dec</i>	<i>Gr.</i>	<i>P.A.</i>	<i>Slit</i>	<i>Program</i>	<i>Bin</i>	<i>Comments</i>
0163.COMP	10	12:19	09:44:49.6	-12:29:47	300	89	3.0	#141 Mapping t	2	
0164.07035812-1937012	900	12:21	07:03:58.1	-19:37:01	300	99	3.0	#141 Mapping t	2	try again
0165.COMP	10	12:36	07:03:58.1	-19:37:01	300	99	3.0	#141 Mapping t	2	
0166.07035812-1937012	1080	12:38	07:03:58.1	-19:37:01	300	60	3.0	#141 Mapping t	2	
0167.COMP	10	12:57	07:03:58.1	-19:37:01	300	60	3.0	#141 Mapping t	2	
0168.Feige34	70	13:00	10:39:36.7	+43:06:09	300	89	3.0	#56 Spectropho	2	
0169.COMP	10	13:02	10:39:36.7	+43:06:09	300	89	3.0	#56 Spectropho	2	
0170-0179.BIAS	0	13:06	10:39:36.7	+43:06:09	300	89	3.0	#56 Spectropho	2	
0180-0199.FLAT	7	13:16	10:39:36.7	+43:06:09	300	89	3.0	#56 Spectropho	2	
0200-0209.BIAS	0	13:19	10:39:36.7	+43:06:09	300	89	3.0	#56 Spectropho	4	