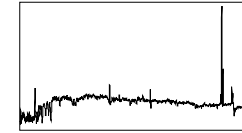
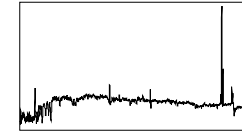
UT Date 2009-03-01 Observers HuchraColl. Focus 1350 Grating/Grism 300

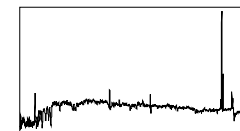
File	Exp Time	UT Start	RA	Dec	Gr.	P.A.	Slit	Program	Bin	Comments
0001-0003.DARK	900	01:19	14:17:59.6	+25:08:12	300	90	3.0	#141 Mapping t	2	
0004-0013.BIAS	0	01:37	14:17:59.6	+25:08:12	300	90	3.0	#141 Mapping t	2	
0014-0028.FLAT	7	01:42	14:17:59.6	+25:08:12	300	90	3.0	#141 Mapping t	2	
0029-0033.BIAS	0	01:59	14:17:59.6	+25:08:12	300	90	3.0	#141 Mapping t	2	
0034.HD19445	15	02:07	03:08:25.6	+26:19:51	300	90	3.0	#56 Spectropho	2	
0035.HD19445	15	02:07	03:08:25.6	+26:19:51	300	90	3.0	#56 Spectropho	2	
0036.HD19445	15	02:08	03:08:25.6	+26:19:51	300	90	3.0	#56 Spectropho	2	
0037.COMP	10	02:08	03:08:25.6	+26:19:51	300	90	3.0	#56 Spectropho	2	
0038.03320539+4017401	600	02:21	03:32:05.4	+40:17:40	300	90	3.0	#141 Mapping t	2	
0039.COMP	10	02:32	03:32:05.4	+40:17:40	300	90	3.0	#141 Mapping t	2	
0040.03330042+4305524	480	02:34	03:33:00.4	+43:05:52	300	90	3.0	#141 Mapping t	2	
0041.COMP	10	02:42	03:33:00.4	+43:05:52	300	90	3.0	#141 Mapping t	2	
0042.03334391+3616457	720	02:44	03:33:43.9	+36:16:46	300	90	3.0	#141 Mapping t	2	
0043.COMP	10	02:57	03:33:43.9	+36:16:46	300	90	3.0	#141 Mapping t	2	
0044.03334391+3616457	900	02:57	03:33:43.9	+36:16:46	300	90	3.0	#141 Mapping t	2	
0045.COMP	10	03:13	03:33:43.9	+36:16:46	300	90	3.0	#141 Mapping t	2	
0046.03344714+3816556	780	03:15	03:34:47.1	+38:16:56	300	90	3.0	#141 Mapping t	2	
0047.COMP	10	03:28	03:34:47.1	+38:16:56	300	90	3.0	#141 Mapping t	2	
0048.03351551+4119566	900	03:30	03:35:15.5	+41:19:57	300	90	3.0	#141 Mapping t	2	
0049.COMP	10	03:46	03:35:15.5	+41:19:57	300	90	3.0	#141 Mapping t	2	

UT Date 2009-03-01 Observers HuchraColl. Focus 1350 Grating/Grism 300

File	Exp Time	UT Start	RA	Dec	Gr.	P.A.	Slit	Program	Bin	Comments
0050.03360788+3640245	780	03:48	03:36:07.9	+36:40:25	300	90	3.0	#141 Mapping t	2	
0051.COMP	10	04:01	03:36:07.9	+36:40:25	300	90	3.0	#141 Mapping t	2	
0052.03384418+3906439	780	04:05	03:38:44.2	+39:06:44	300	108	3.0	#141 Mapping t	2	
0053.COMP	10	04:18	03:38:44.2	+39:06:44	300	108	3.0	#141 Mapping t	2	
0054.03405888+3924107	900	04:21	03:40:58.9	+39:24:11	300	109	3.0	#141 Mapping t	2	
0055.COMP	10	04:36	03:40:58.9	+39:24:11	300	109	3.0	#141 Mapping t	2	
0056.03411459+3927136	480	04:38	03:41:14.6	+39:27:14	300	91	3.0	#141 Mapping t	2	
0057.COMP	10	04:47	03:41:14.6	+39:27:14	300	91	3.0	#141 Mapping t	2	
0058.03411584+4217079	780	04:50	03:41:15.8	+42:17:08	300	91	3.0	#141 Mapping t	2	
0059.COMP	10	05:03	03:41:15.8	+42:17:08	300	91	3.0	#141 Mapping t	2	
0060.040550.73+3043032	900	05:06	04:05:50.7	+30:43:03	300	46	3.0	#141 Mapping t	2	
0061.COMP	10	05:21	04:05:50.7	+30:43:03	300	46	3.0	#141 Mapping t	2	
0062.cvso-36216	240	05:33	05:27:56.6	-02:31:59	300	89	3.0	#112 Orion PMS	2	
0063.COMP	10	05:37	05:27:56.6	-02:31:59	300	89	3.0	#112 Orion PMS	2	
0064.cvso-36259	240	05:38	05:28:02.0	-02:39:18	300	89	3.0	#112 Orion PMS	2	
0065.COMP	10	05:43	05:28:02.0	-02:39:18	300	89	3.0	#112 Orion PMS	2	
0066.cvso-47673N	240	05:44	05:28:02.0	-01:12:12	300	89	3.0	#112 Orion PMS	2	
0067.cvso-47673S	300	05:49	05:28:02.0	-01:12:12	300	89	3.0	#112 Orion PMS	2	
0068.COMP	10	05:54	05:28:02.0	-01:12:12	300	89	3.0	#112 Orion PMS	2	
0069.cvso-49789	360	05:56	05:28:05.3	+00:31:21	300	81	3.0	#112 Orion PMS	2	

UT Date 2009-03-01 Observers HuchraColl. Focus 1350 Grating/Grism 300

File	Exp Time	UT Start	RA	Dec	Gr.	P.A.	Slit	Program	Bin	Comments
0070.COMP	10	06:03	05:28:05.3	+00:31:21	300	81	3.0	#112 Orion PMS	2	
0071.cvso-57029	240	06:04	05:58:34.6	-01:55:43	300	81	3.0	#112 Orion PMS	2	
0072.COMP	10	06:09	05:58:34.6	-01:55:43	300	81	3.0	#112 Orion PMS	2	
0073.cvso-61017	240	06:10	05:58:36.7	-00:09:08	300	88	3.0	#112 Orion PMS	2	
0074.COMP	10	06:14	05:58:36.7	-00:09:08	300	88	3.0	#112 Orion PMS	2	
0075.cvso-53102	200	06:16	05:58:36.7	-00:09:08	300	88	3.0	#112 Orion PMS	2	
0076.COMP	10	06:20	05:58:36.7	-00:09:08	300	88	3.0	#112 Orion PMS	2	
0077.cvso-83060	250	06:22	05:58:37.4	+00:43:55	300	88	3.0	#112 Orion PMS	2	
0078.COMP	10	06:26	05:58:37.4	+00:43:55	300	88	3.0	#112 Orion PMS	2	
0079.SDSS0909+0002	1200	06:31	09:09:24.0	+00:02:11	300	88	3.0	#165 Quasar Br	2	
0080.SDSS0909+0002	1200	06:52	09:09:24.0	+00:02:11	300	88	3.0	#165 Quasar Br	2	
0081.SDSS0909+0002	1200	07:12	09:09:24.0	+00:02:11	300	88	3.0	#165 Quasar Br	2	
0082.COMP	10	07:32	09:09:24.0	+00:02:11	300	88	3.0	#165 Quasar Br	2	
0083.SDSS0935+0335	1200	07:35	09:35:14.7	+03:35:46	300	88	3.0	#165 Quasar Br	2	
0084.SDSS0935+0335	1200	07:55	09:35:14.7	+03:35:46	300	88	3.0	#165 Quasar Br	2	
0085.SDSS0935+0335	1200	08:15	09:35:14.7	+03:35:46	300	88	3.0	#165 Quasar Br	2	
0086.COMP	10	08:39	09:35:14.7	+03:35:46	300	88	3.0	#165 Quasar Br	2	
0087.sn2009a1	1200	08:42	10:51:22.1	+08:34:43	300	33	3.0	#2 SN Observat	2	
0088.COMP	10	09:03	10:51:22.1	+08:34:43	300	33	3.0	#2 SN Observat	2	
0089.Feige34	180	09:06	10:39:36.7	+43:06:09	300	89	3.0	#56 Spectropho	2	

UT Date 2009-03-01 Observers HuchraColl. Focus 1350 Grating/Grism 300

File	Exp Time	UT Start	RA	Dec	Gr.	P.A.	Slit	Program	Bin	Comments
0090.Feige34	180	09:09	10:39:36.7	+43:06:09	300	89	3.0	#56 Spectropho	2	
0091.COMP	10	09:13	10:39:36.7	+43:06:09	300	89	3.0	#56 Spectropho	2	
0092.SDSS0839+5020	1200	09:19	08:39:14.1	+50:20:38	300	89	3.0	#165 Quasar Br	2	
0093.COMP	10	09:39	08:39:14.1	+50:20:38	300	89	3.0	#165 Quasar Br	2	
0094.SDSS0839+5020	1200	09:40	08:39:14.1	+50:20:38	300	89	3.0	#165 Quasar Br	2	
0095.COMP	10	10:00	08:39:14.1	+50:20:38	300	89	3.0	#165 Quasar Br	2	
0096.SDSS0959+6333	1200	10:03	09:59:29.9	+63:34:00	300	89	3.0	#165 Quasar Br	2	
0097.SDSS0959+6333	1200	10:24	09:59:29.9	+63:34:00	300	89	3.0	#165 Quasar Br	2	
0098.SDSS0959+6333	1200	10:44	09:59:29.9	+63:34:00	300	89	3.0	#165 Quasar Br	2	
0099.COMP	10	11:05	09:59:29.9	+63:34:00	300	89	3.0	#165 Quasar Br	2	
0100.sn2009an	1200	11:08	12:22:47.4	+65:51:04	300	89	3.0	#2 SN Observat	2	
0101.COMP	10	11:28	12:22:47.4	+65:51:04	300	89	3.0	#2 SN Observat	2	
0102.MRK501	180	11:34	16:53:52.1	+39:45:36	300	89	3.0	#6 AGN Monitor	2	
0103.MRK501	180	11:37	16:53:52.1	+39:45:36	300	89	3.0	#6 AGN Monitor	2	
0104.COMP	10	11:42	16:53:52.1	+39:45:36	300	89	3.0	#6 AGN Monitor	2	
0105.sn2009Y	1200	11:48	14:42:23.9	-17:14:48	300	89	3.0	#2 SN Observat	2	
0106.COMP	10	12:08	14:42:23.9	-17:14:48	300	89	3.0	#2 SN Observat	2	
0107-0116.BIAS	0	12:14	14:42:23.9	-17:14:48	300	89	3.0	#2 SN Observat	2	
0117-0131.FLAT	7	12:19	14:42:23.9	-17:14:48	300	89	3.0	#2 SN Observat	2	
0132-0136.DARK	900	13:22	14:42:23.9	-17:14:48	300	89	3.0	#2 SN Observat	2	