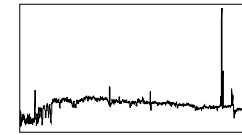


UT Date 2009-01-01 Observers P BerlindColl. Focus 1350 Grating/Grism 300

<i>File</i>	<i>Exp Time</i>	<i>UT Start</i>	<i>RA</i>	<i>Dec</i>	<i>Gr.</i>	<i>P.A.</i>	<i>Slit</i>	<i>Program</i>	<i>Bin</i>	<i>Comments</i>
0001-0010.BIAS	0	00:06	12:37:23.5	+25:04:00	300	89	3.0	#184 M44 Varia	2	
0011-0025.FLAT	7	00:12	12:37:23.5	+25:04:00	300	89	3.0	#184 M44 Varia	2	
0026-0030.sky	3	00:43	23:50:00.0	+32:00:00	300	89	3.0	#57 Velocity S	2	
0031.COMP	10	00:44	23:50:00.0	+32:00:00	300	89	3.0	#57 Velocity S	2	
0032.BDp174708	60	01:24	22:11:31.4	+18:05:34	300	63	3.0	#56 Spectropho	2	
0033.BDp174708	60	01:25	22:11:31.4	+18:05:34	300	63	3.0	#56 Spectropho	2	
0034.BDp174708	60	01:26	22:11:31.4	+18:05:34	300	63	3.0	#56 Spectropho	2	
0035.COMP	10	01:28	22:11:31.4	+18:05:34	300	63	3.0	#56 Spectropho	2	
0036.BDp284211	120	01:30	21:51:11.0	+28:51:50	300	75	3.0	#56 Spectropho	2	
0037.BDp284211	120	01:32	21:51:11.0	+28:51:50	300	75	3.0	#56 Spectropho	2	
0038.COMP	10	01:35	21:51:11.0	+28:51:50	300	75	3.0	#56 Spectropho	2	
0039.ZAnd	3	01:37	23:33:40.0	+48:49:06	300	89	3.0	#12 Symbiotic	2	
0040.ZAnd	5	01:37	23:33:40.0	+48:49:06	300	89	3.0	#12 Symbiotic	2	
0041.ZAnd	30	01:38	23:33:40.0	+48:49:06	300	89	3.0	#12 Symbiotic	2	
0042.COMP	10	01:38	23:33:40.0	+48:49:06	300	89	3.0	#12 Symbiotic	2	
0043.EGAnd	1	01:40	00:44:37.0	+40:40:47	300	89	3.0	#12 Symbiotic	2	
0044.EGAnd	3	01:40	00:44:37.0	+40:40:47	300	89	3.0	#12 Symbiotic	2	
0045.EGAnd	10	01:40	00:44:37.0	+40:40:47	300	89	3.0	#12 Symbiotic	2	
0046.COMP	10	01:41	00:44:37.0	+40:40:47	300	89	3.0	#12 Symbiotic	2	
0047.AXPer	5	01:42	01:36:23.0	+54:15:03	300	89	3.0	#12 Symbiotic	2	

UT Date 2009-01-01 Observers P BerlindColl. Focus 1350 Grating/Grism 300

<i>File</i>	<i>Exp Time</i>	<i>UT Start</i>	<i>RA</i>	<i>Dec</i>	<i>Gr.</i>	<i>P.A.</i>	<i>Slit</i>	<i>Program</i>	<i>Bin</i>	<i>Comments</i>
0048.AXPer	10	01:42	01:36:23.0	+54:15:03	300	89	3.0	#12 Symbiotic	2	
0049.AXPer	90	01:43	01:36:23.0	+54:15:03	300	89	3.0	#12 Symbiotic	2	
0050.COMP	10	01:45	01:36:23.0	+54:15:03	300	89	3.0	#12 Symbiotic	2	
0051.3C66A	360	01:46	02:22:39.6	+43:02:08	300	89	3.0	#6 AGN Monitor	2	
0052.3C66A	360	01:52	02:22:39.6	+43:02:08	300	89	3.0	#6 AGN Monitor	2	
0053.COMP	10	01:59	02:22:39.6	+43:02:08	300	89	3.0	#6 AGN Monitor	2	
0054.LSIP61303	45	02:01	02:40:31.6	+61:13:46	300	89	3.0	#6 AGN Monitor	2	
0055.LSIP61303	45	02:02	02:40:31.6	+61:13:46	300	89	3.0	#6 AGN Monitor	2	
0056.COMP	10	02:03	02:40:31.6	+61:13:46	300	89	3.0	#6 AGN Monitor	2	
0057.02405473+4113393	240	02:04	02:40:54.7	+41:13:39	300	89	3.0	#141 Mapping t	2	
0058.COMP	10	02:08	02:40:54.7	+41:13:39	300	89	3.0	#141 Mapping t	2	
0059.02450592+4245582	300	02:10	02:45:05.9	+42:45:58	300	70	3.0	#141 Mapping t	2	
0060.COMP	10	02:15	02:45:05.9	+42:45:58	300	70	3.0	#141 Mapping t	2	
0061.02452698+4558061	360	02:16	02:45:27.0	+45:58:06	300	90	3.0	#141 Mapping t	2	
0062.COMP	10	02:23	02:45:27.0	+45:58:06	300	90	3.0	#141 Mapping t	2	
0063.02451510+4649010	480	02:24	02:45:15.1	+46:49:01	300	90	3.0	#141 Mapping t	2	
0064.COMP	10	02:32	02:45:15.1	+46:49:01	300	90	3.0	#141 Mapping t	2	
0065.02472601+4712075	420	02:33	02:47:26.0	+47:12:08	300	90	3.0	#141 Mapping t	2	
0066.COMP	10	02:41	02:47:26.0	+47:12:08	300	90	3.0	#141 Mapping t	2	
0067.02494962+4415000	420	02:42	02:49:49.6	+44:15:00	300	90	3.0	#141 Mapping t	2	

UT Date 2009-01-01 Observers P BerlindColl. Focus 1350 Grating/Grism 300

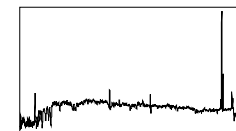
File	Exp Time	UT Start	RA	Dec	Gr.	P.A.	Slit	Program	Bin	Comments
0068.COMP	10	02:49	02:49:49.6	+44:15:00	300	90	3.0	#141 Mapping t	2	
0069.02502434+4425345	330	02:51	02:50:24.3	+44:25:35	300	90	3.0	#141 Mapping t	2	
0070.02503571+4520066	360	02:57	02:50:35.7	+45:20:07	300	90	3.0	#141 Mapping t	2	
0071.COMP	10	03:04	02:50:35.7	+45:20:07	300	90	3.0	#141 Mapping t	2	
0072.02504367+4535236	360	03:05	02:50:43.7	+45:35:24	300	90	3.0	#141 Mapping t	2	
0073.COMP	10	03:11	02:50:43.7	+45:35:24	300	90	3.0	#141 Mapping t	2	
0074.02515870+4635187	480	03:12	02:51:58.7	+46:35:19	300	90	3.0	#141 Mapping t	2	
0075.COMP	10	03:21	02:51:58.7	+46:35:19	300	90	3.0	#141 Mapping t	2	
0076.02522137+4627557	420	03:22	02:52:21.4	+46:27:56	300	90	3.0	#141 Mapping t	2	
0077.COMP	10	03:29	02:52:21.4	+46:27:56	300	90	3.0	#141 Mapping t	2	
0078.02521636+4709237	480	03:30	02:52:16.4	+47:09:24	300	90	3.0	#141 Mapping t	2	
0079.COMP	10	03:38	02:52:16.4	+47:09:24	300	90	3.0	#141 Mapping t	2	
0080.02523030+4352144	540	03:39	02:52:30.3	+43:52:14	300	90	3.0	#141 Mapping t	2	
0081.COMP	10	03:49	02:52:30.3	+43:52:14	300	90	3.0	#141 Mapping t	2	
0083.HD19445	15	03:53	03:08:25.6	+26:19:51	300	90	3.0	#56 Spectropho	2	
0084.HD19445	15	03:53	03:08:25.6	+26:19:51	300	90	3.0	#56 Spectropho	2	
0085.HD19445	15	03:54	03:08:25.6	+26:19:51	300	90	3.0	#56 Spectropho	2	
0086.COMP	10	03:54	03:08:25.6	+26:19:51	300	90	3.0	#56 Spectropho	2	
0087.02584474+4441021	540	03:55	02:58:44.7	+44:41:02	300	90	3.0	#141 Mapping t	2	
0088.COMP	10	04:05	02:58:44.7	+44:41:02	300	90	3.0	#141 Mapping t	2	

UT Date 2009-01-01 Observers P BerlindColl. Focus 1350 Grating/Grism 300

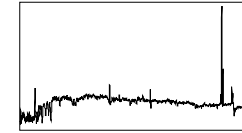
File	Exp Time	UT Start	RA	Dec	Gr.	P.A.	Slit	Program	Bin	Comments
0089.02595424+4428550	420	04:05	02:59:54.2	+44:28:55	300	90	3.0	#141 Mapping t	2	
0090.COMP	10	04:13	02:59:54.2	+44:28:55	300	90	3.0	#141 Mapping t	2	
0091.02584208+3619290	360	04:14	02:58:42.1	+36:19:29	300	1	3.0	#141 Mapping t	2	
0092.COMP	10	04:21	02:58:42.1	+36:19:29	300	1	3.0	#141 Mapping t	2	
0093.02531490+3646494	360	04:22	02:53:14.9	+36:46:49	300	-4	3.0	#141 Mapping t	2	
0094.COMP	10	04:29	02:53:14.9	+36:46:49	300	-4	3.0	#141 Mapping t	2	
0095.L95-S180	360	04:31	03:53:28.0	+00:06:01	300	-4	3.0	#2 SN Observat	2	
0096.COMP	10	04:38	03:53:28.0	+00:06:01	300	-4	3.0	#2 SN Observat	2	
0097.02512670+3631090	420	04:40	02:51:26.7	+36:31:09	300	0	3.0	#141 Mapping t	2	
0098.COMP	10	04:47	02:51:26.7	+36:31:09	300	0	3.0	#141 Mapping t	2	
0099.02493879+3651032	420	04:48	02:49:38.8	+36:51:03	300	0	3.0	#141 Mapping t	2	
0100.COMP	10	04:55	02:49:38.8	+36:51:03	300	0	3.0	#141 Mapping t	2	
0101.02482642+3525561	420	04:56	02:48:26.4	+35:25:56	300	0	3.0	#141 Mapping t	2	
0102.COMP	10	05:04	02:48:26.4	+35:25:56	300	0	3.0	#141 Mapping t	2	
0103.02542636+3229245	420	05:05	02:54:26.4	+32:29:24	300	0	3.0	#141 Mapping t	2	
0104.COMP	10	05:12	02:54:26.4	+32:29:24	300	0	3.0	#141 Mapping t	2	
0105.03345720+0325234	420	05:14	03:34:57.2	+03:25:23	300	0	3.0	#141 Mapping t	2	
0106.COMP	10	05:21	03:34:57.2	+03:25:23	300	0	3.0	#141 Mapping t	2	
0107.03364749+0357499	420	05:22	03:36:47.5	+03:57:50	300	0	3.0	#141 Mapping t	2	
0108.COMP	10	05:30	03:36:47.5	+03:57:50	300	0	3.0	#141 Mapping t	2	

UT Date 2009-01-01 Observers P BerlindColl. Focus 1350 Grating/Grism 300

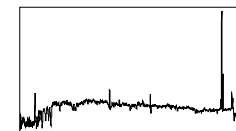
File	Exp Time	UT Start	RA	Dec	Gr.	P.A.	Slit	Program	Bin	Comments
0109.03405693+0354578	420	05:31	03:40:56.9	+03:54:58	300	0	3.0	#141 Mapping t	2	
0110.COMP	10	05:38	03:40:56.9	+03:54:58	300	0	3.0	#141 Mapping t	2	
0111.03421158+0311186	390	05:39	03:42:11.6	+03:11:19	300	0	3.0	#141 Mapping t	2	
0112.COMP	10	05:46	03:42:11.6	+03:11:19	300	0	3.0	#141 Mapping t	2	
0113.cvso-23958	270	05:48	05:05:42.5	-02:22:09	300	0	3.0	#112 Orion PMS	2	
0114.cvso-46615	420	05:53	05:05:43.8	-03:57:35	300	0	3.0	#112 Orion PMS	2	
0115.COMP	10	06:00	05:05:43.8	-03:57:35	300	0	3.0	#112 Orion PMS	2	
0116.cvso-11959	180	06:01	05:06:02.3	-00:14:42	300	0	3.0	#112 Orion PMS	2	
0117.cvso-27427	180	06:05	05:06:02.8	+00:33:28	300	9	3.0	#112 Orion PMS	2	star is embedded in a nice little galaxy
0118.COMP	10	06:08	05:06:02.8	+00:33:28	300	9	3.0	#112 Orion PMS	2	please ignore weak galactic fuzz
0119.cvso-22533	210	06:09	05:15:11.0	-01:41:03	300	9	3.0	#112 Orion PMS	2	
0120.cvso-31520	240	06:14	05:15:38.2	-02:52:18	300	9	3.0	#112 Orion PMS	2	
0121.COMP	10	06:18	05:15:38.2	-02:52:18	300	9	3.0	#112 Orion PMS	2	
0122.cvso-30043	360	06:19	05:15:32.1	-00:16:43	300	9	3.0	#112 Orion PMS	2	
0123.cvso-30338	420	06:26	05:15:35.2	-00:38:10	300	9	3.0	#112 Orion PMS	2	
0124.COMP	10	06:33	05:15:35.2	-00:38:10	300	9	3.0	#112 Orion PMS	2	
0125.test	10	06:37	06:00:00.0	+32:00:00	600	9	1.5	#182 Runaway B	4	
0126.test	10	06:38	06:00:00.0	+32:00:00	600	9	1.5	#182 Runaway B	4	
0127.test	10	06:38	06:00:00.0	+32:00:00	600	9	1.5	#182 Runaway B	4	
0128-0137.FLAT	15	06:43	06:00:00.0	+32:00:00	600	9	1.5	#182 Runaway B	4	

UT Date 2009-01-01 Observers P BerlindColl. Focus 1350 Grating/Grism 300

<i>File</i>	<i>Exp Time</i>	<i>UT Start</i>	<i>RA</i>	<i>Dec</i>	<i>Gr.</i>	<i>P.A.</i>	<i>Slit</i>	<i>Program</i>	<i>Bin</i>	<i>Comments</i>
0138.bd61996	30	06:47	07:46:02.5	+61:21:47	600	0	1.5	#182 Runaway B	4	
0139.bd61996	30	06:48	07:46:02.5	+61:21:47	600	0	1.5	#182 Runaway B	4	
0140.COMP	10	06:49	07:46:02.5	+61:21:47	600	0	1.5	#182 Runaway B	4	
0141.bcand371	720	06:50	07:57:12.9	+51:29:38	600	0	1.5	#182 Runaway B	4	
0142.COMP	10	07:03	07:57:12.9	+51:29:38	600	0	1.5	#182 Runaway B	4	
0143.bcand372	540	07:04	07:57:33.6	+52:06:58	600	0	1.5	#182 Runaway B	4	
0144.COMP	10	07:13	07:57:33.6	+52:06:58	600	0	1.5	#182 Runaway B	4	
0145.bcand396	1200	07:16	08:27:43.9	+32:33:50	600	0	1.5	#182 Runaway B	4	
0146.COMP	10	07:36	08:27:43.9	+32:33:50	600	0	1.5	#182 Runaway B	4	
0147.bd61996	30	07:37	07:46:02.5	+61:21:47	600	0	1.5	#182 Runaway B	4	
0148.bd61996	30	07:38	07:46:02.5	+61:21:47	600	0	1.5	#182 Runaway B	4	
0149.COMP	10	07:39	07:46:02.5	+61:21:47	600	0	1.5	#182 Runaway B	4	
0150.bcand371	720	07:40	07:57:12.9	+51:29:38	600	0	1.5	#182 Runaway B	4	
0151.COMP	10	07:53	07:57:12.9	+51:29:38	600	0	1.5	#182 Runaway B	4	
0152.bcand372	540	07:54	07:57:33.6	+52:06:58	600	0	1.5	#182 Runaway B	4	
0153.COMP	10	08:04	07:57:33.6	+52:06:58	600	0	1.5	#182 Runaway B	4	
0154.bcand396	1200	08:05	08:27:43.9	+32:33:50	600	0	1.5	#182 Runaway B	4	
0155.COMP	10	08:25	08:27:43.9	+32:33:50	600	0	1.5	#182 Runaway B	4	
0156.bd61996	30	08:27	07:46:02.5	+61:21:47	600	0	1.5	#182 Runaway B	4	
0157.bd61996	30	08:27	07:46:02.5	+61:21:47	600	0	1.5	#182 Runaway B	4	

UT Date 2009-01-01 Observers P BerlindColl. Focus 1350 Grating/Grism 300

<i>File</i>	<i>Exp Time</i>	<i>UT Start</i>	<i>RA</i>	<i>Dec</i>	<i>Gr.</i>	<i>P.A.</i>	<i>Slit</i>	<i>Program</i>	<i>Bin</i>	<i>Comments</i>
0158.COMP	10	08:28	07:46:02.5	+61:21:47	600	0	1.5	#182 Runaway B	4	
0159.bcand371	720	08:29	07:57:12.9	+51:29:38	600	0	1.5	#182 Runaway B	4	
0160.COMP	10	08:42	07:57:12.9	+51:29:38	600	0	1.5	#182 Runaway B	4	
0161.bcand372	540	08:43	07:57:33.6	+52:06:58	600	0	1.5	#182 Runaway B	4	
0162.COMP	10	08:53	07:57:33.6	+52:06:58	600	0	1.5	#182 Runaway B	4	
0163.bcand396	1200	08:54	08:27:43.9	+32:33:50	600	0	1.5	#182 Runaway B	4	
0164.COMP	10	09:14	08:27:43.9	+32:33:50	600	0	1.5	#182 Runaway B	4	
0165.bd61996	30	09:16	07:46:02.5	+61:21:47	600	0	1.5	#182 Runaway B	4	
0166.bd61996	30	09:17	07:46:02.5	+61:21:47	600	0	1.5	#182 Runaway B	4	
0167.COMP	10	09:17	07:46:02.5	+61:21:47	600	0	1.5	#182 Runaway B	4	
0168.bcand371	720	09:19	07:57:12.9	+51:29:38	600	0	1.5	#182 Runaway B	4	
0169.COMP	10	09:31	07:57:12.9	+51:29:38	600	0	1.5	#182 Runaway B	4	
0170.bcand372	540	09:32	07:57:33.6	+52:06:58	600	0	1.5	#182 Runaway B	4	
0171.COMP	10	09:41	07:57:33.6	+52:06:58	600	0	1.5	#182 Runaway B	4	
0172.bcand396	1200	09:43	08:27:43.9	+32:33:50	600	0	1.5	#182 Runaway B	4	
0173.COMP	10	10:03	08:27:43.9	+32:33:50	600	0	1.5	#182 Runaway B	4	
0174.bd61996	30	10:05	07:46:02.5	+61:21:47	600	0	1.5	#182 Runaway B	4	
0175.bd61996	30	10:05	07:46:02.5	+61:21:47	600	0	1.5	#182 Runaway B	4	
0176.COMP	10	10:06	07:46:02.5	+61:21:47	600	0	1.5	#182 Runaway B	4	
0177.bcand371	720	10:07	07:57:12.9	+51:29:38	600	0	1.5	#182 Runaway B	4	

UT Date 2009-01-01 Observers P BerlindColl. Focus 1350 Grating/Grism 300

<i>File</i>	<i>Exp Time</i>	<i>UT Start</i>	<i>RA</i>	<i>Dec</i>	<i>Gr.</i>	<i>P.A.</i>	<i>Slit</i>	<i>Program</i>	<i>Bin</i>	<i>Comments</i>
0178.COMP	10	10:20	07:57:12.9	+51:29:38	600	0	1.5	#182 Runaway B	4	
0179.bcand372	540	10:21	07:57:33.6	+52:06:58	600	0	1.5	#182 Runaway B	4	
0180.COMP	10	10:30	07:57:33.6	+52:06:58	600	0	1.5	#182 Runaway B	4	
0181.bcand396	1200	10:31	08:27:43.9	+32:33:50	600	0	1.5	#182 Runaway B	4	
0182.COMP	10	10:52	08:27:43.9	+32:33:50	600	0	1.5	#182 Runaway B	4	
0183.bd61996	30	10:54	07:46:02.5	+61:21:47	600	0	1.5	#182 Runaway B	4	
0184.bd61996	30	10:55	07:46:02.5	+61:21:47	600	0	1.5	#182 Runaway B	4	
0185.COMP	10	10:55	07:46:02.5	+61:21:47	600	0	1.5	#182 Runaway B	4	
0186.bcand371	720	10:57	07:57:12.9	+51:29:38	600	0	1.5	#182 Runaway B	4	
0187.COMP	10	11:09	07:57:12.9	+51:29:38	600	0	1.5	#182 Runaway B	4	
0188.bcand372	540	11:10	07:57:33.6	+52:06:58	600	0	1.5	#182 Runaway B	4	
0189.COMP	10	11:19	07:57:33.6	+52:06:58	600	0	1.5	#182 Runaway B	4	
0190.bcand396	1200	11:21	08:27:43.9	+32:33:50	600	0	1.5	#182 Runaway B	4	
0191.COMP	10	11:41	08:27:43.9	+32:33:50	600	0	1.5	#182 Runaway B	4	
0192.bd61996	30	11:46	07:46:02.5	+61:21:47	600	0	1.5	#182 Runaway B	4	
0193.bd61996	30	11:47	07:46:02.5	+61:21:47	600	0	1.5	#182 Runaway B	4	
0194.COMP	10	11:48	07:46:02.5	+61:21:47	600	0	1.5	#182 Runaway B	4	
0195.test	10	11:52	11:30:00.0	+35:00:00	300	0	3.0	#182 Runaway B	2	
0196.test	10	11:53	11:30:00.0	+35:00:00	300	0	3.0	#182 Runaway B	2	
0197.test	10	11:54	11:30:00.0	+35:00:00	300	0	3.0	#182 Runaway B	2	



UT Date 2009-01-01 Observers P BerlindColl. Focus 1350 Grating/Grism 300

File	Exp Time	UT Start	RA	Dec	Gr.	P.A.	Slit	Program	Bin	Comments
0198.N2313312263	20	11:57	09:09:07.1	+16:46:07	300	48	3.0	#184 M44 Varia	2	
0199.COMP	10	11:58	09:09:07.1	+16:46:07	300	48	3.0	#184 M44 Varia	2	
0200.sn2008hv	1800	12:00	09:07:34.1	+03:23:32	300	48	3.0	#2 SN Observat	2	
0201.COMP	10	12:30	09:07:34.1	+03:23:32	300	48	3.0	#2 SN Observat	2	
0202.N2310122133	900	12:32	09:15:51.7	+09:00:50	300	48	3.0	#184 M44 Varia	2	nice cv
0203.COMP	10	12:47	09:15:51.7	+09:00:50	300	48	3.0	#184 M44 Varia	2	
0204.N2313012318	30	12:48	08:53:01.9	+21:03:31	300	48	3.0	#184 M44 Varia	2	
0205.N2313032424	360	12:51	08:53:49.0	+21:29:29	300	90	3.0	#184 M44 Varia	2	target has a faint comp to NE
0206.COMP	10	12:57	08:53:49.0	+21:29:29	300	90	3.0	#184 M44 Varia	2	
0207.N2313331491	180	12:58	08:58:10.3	+15:48:19	300	90	3.0	#184 M44 Varia	2	
0208.COMP	10	13:02	08:58:10.3	+15:48:19	300	90	3.0	#184 M44 Varia	2	
0209.N2313032376	30	13:03	08:56:05.4	+21:35:05	300	90	3.0	#184 M44 Varia	2	
0210.N2311101521	30	13:04	09:10:33.3	+22:33:03	300	90	3.0	#184 M44 Varia	2	
0211.COMP	10	13:05	09:10:33.3	+22:33:03	300	90	3.0	#184 M44 Varia	2	
0212.N231131322	30	13:06	09:43:25.7	+19:51:40	300	90	3.0	#184 M44 Varia	2	
0213.N231133216	30	13:07	09:33:22.0	+19:52:17	300	90	3.0	#184 M44 Varia	2	
0214.COMP	10	13:08	09:33:22.0	+19:52:17	300	90	3.0	#184 M44 Varia	2	
0215.N3627	120	13:09	11:20:15.1	+12:59:22	300	90	3.0	#6 AGN Monitor	2	
0216.N3627	120	13:11	11:20:15.1	+12:59:22	300	90	3.0	#6 AGN Monitor	2	
0217.COMP	10	13:14	11:20:15.1	+12:59:22	300	90	3.0	#6 AGN Monitor	2	

UT Date 2009-01-01 Observers P BerlindColl. Focus 1350 Grating/Grism 300

<i>File</i>	<i>Exp Time</i>	<i>UT Start</i>	<i>RA</i>	<i>Dec</i>	<i>Gr.</i>	<i>P.A.</i>	<i>Slit</i>	<i>Program</i>	<i>Bin</i>	<i>Comments</i>
0218.Feige66	120	13:15	12:37:23.5	+25:04:00	300	90	3.0	#56 Spectropho	2	
0219.Feige66	120	13:17	12:37:23.5	+25:04:00	300	90	3.0	#56 Spectropho	2	
0220.COMP	10	13:19	12:37:23.5	+25:04:00	300	90	3.0	#56 Spectropho	2	
0221-0230.BIAS	0	13:23	12:37:23.5	+25:04:00	300	90	3.0	#182 Runaway B	2	
0231-0245.FLAT	7	13:28	12:37:23.5	+25:04:00	300	90	3.0	#182 Runaway B	2	
0246-0255.BIAS	0	13:30	12:37:23.5	+25:04:00	300	90	3.0	#182 Runaway B	4	
0256.COMP	10	13:41	12:37:23.5	+25:04:00	300	90	3.0	#182 Runaway B	4	
0257-0261.DARK	900	14:44	12:37:23.5	+25:04:00	300	90	3.0	#182 Runaway B	2	
0262-0266.DARK	900	16:00	12:37:23.5	+25:04:00	300	90	3.0	#182 Runaway B	4	