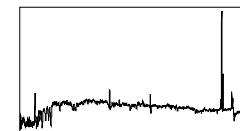


UT Date 2008-11-20 Observers N WrightColl. Focus 1350 Grating/Grism 300

<i>File</i>	<i>Exp Time</i>	<i>UT Start</i>	<i>RA</i>	<i>Dec</i>	<i>Gr.</i>	<i>P.A.</i>	<i>Slit</i>	<i>Program</i>	<i>Bin</i>	<i>Comments</i>
0001-0010.BIAS	0	23:07	07:06:59.5	+31:36:19	300	90	3.0	#56 Spectropho	2	
0011-0025.FLAT	7	23:13	07:06:59.5	+31:36:19	300	90	3.0	#56 Spectropho	2	
0026-0030.DARK	900	00:19	07:06:59.5	+31:36:19	300	90	3.0	#56 Spectropho	2	
0031.N7331	180	01:17	22:37:04.1	+34:24:56	300	90	3.0	#57 Velocity S	2	
0032.N7331	180	01:20	22:37:04.1	+34:24:56	300	90	3.0	#57 Velocity S	2	
0033.COMP	10	01:23	22:37:04.1	+34:24:56	300	90	3.0	#57 Velocity S	2	
0034.BDp284211	90	01:28	21:51:11.0	+28:51:50	300	90	3.0	#56 Spectropho	2	
0035.BDp284211	90	01:30	21:51:11.0	+28:51:50	300	90	3.0	#56 Spectropho	2	
0036.COMP	10	01:32	21:51:11.0	+28:51:50	300	90	3.0	#56 Spectropho	2	
0037.BDp174708	20	01:34	22:11:31.4	+18:05:34	300	90	3.0	#56 Spectropho	2	
0038.BDp174708	20	01:34	22:11:31.4	+18:05:34	300	90	3.0	#56 Spectropho	2	
0039.COMP	10	01:35	22:11:31.4	+18:05:34	300	90	3.0	#56 Spectropho	2	
0040.INVL08	1800	01:51	19:54:24.3	+20:52:47	300	110	3.0	#186 IPHAS AGB	2	
0041.COMP	10	02:21	19:54:24.3	+20:52:47	300	110	3.0	#186 IPHAS AGB	2	
0042.INVL08	60	02:31	19:54:24.3	+20:52:47	300	110	3.0	#186 IPHAS AGB	2	
0043.COMP	10	02:33	19:54:24.3	+20:52:47	300	110	3.0	#186 IPHAS AGB	2	
0044.COMP	10	02:33	19:54:24.3	+20:52:47	300	110	3.0	#186 IPHAS AGB	2	
0045.INVL08	1800	02:37	19:54:24.3	+20:52:47	300	110	3.0	#186 IPHAS AGB	2	
0046.INVL08	1800	03:08	19:54:24.3	+20:52:47	300	110	3.0	#186 IPHAS AGB	2	
0047.COMP	10	03:38	19:54:24.3	+20:52:47	300	110	3.0	#186 IPHAS AGB	2	

UT Date 2008-11-20 Observers N WrightColl. Focus 1350 Grating/Grism 300

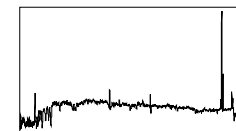
<i>File</i>	<i>Exp Time</i>	<i>UT Start</i>	<i>RA</i>	<i>Dec</i>	<i>Gr.</i>	<i>P.A.</i>	<i>Slit</i>	<i>Program</i>	<i>Bin</i>	<i>Comments</i>
0048.sn2008ha	1800	03:48	23:34:52.7	+18:13:35	300	0	3.0	#2 SN Observat	2	
0049.sn2008ha	1800	04:18	23:34:52.7	+18:13:35	300	0	3.0	#2 SN Observat	2	
0050.COMP	10	04:49	23:34:52.7	+18:13:35	300	0	3.0	#2 SN Observat	2	
0051.BLLac	180	04:55	22:02:43.3	+42:16:40	300	90	3.0	#6 AGN Monitor	2	
0052.BLLac	180	04:58	22:02:43.3	+42:16:40	300	90	3.0	#6 AGN Monitor	2	Out of focus
0053.COMP	10	05:01	22:02:43.3	+42:16:40	300	90	3.0	#6 AGN Monitor	2	
0054.BLLac	180	05:07	22:02:43.3	+42:16:40	300	90	3.0	#6 AGN Monitor	2	
0055.BLLac	180	05:11	22:02:43.3	+42:16:40	300	90	3.0	#6 AGN Monitor	2	
0056.COMP	10	05:15	22:02:43.3	+42:16:40	300	90	3.0	#6 AGN Monitor	2	
0057.3C66A	300	05:22	02:22:39.6	+43:02:08	300	90	3.0	#6 AGN Monitor	2	
0058.3C66A	300	05:28	02:22:39.6	+43:02:08	300	90	3.0	#6 AGN Monitor	2	
0059.COMP	10	05:33	02:22:39.6	+43:02:08	300	90	3.0	#6 AGN Monitor	2	
0060.AXPer	4	05:35	01:36:23.0	+54:15:03	300	90	3.0	#12 Symbiotic	2	
0061.AXPer	30	05:35	01:36:23.0	+54:15:03	300	90	3.0	#12 Symbiotic	2	
0062.AXPer	90	05:36	01:36:23.0	+54:15:03	300	90	3.0	#12 Symbiotic	2	
0063.COMP	10	05:38	01:36:23.0	+54:15:03	300	90	3.0	#12 Symbiotic	2	
0064.GITau	240	05:40	04:33:34.0	+24:21:18	300	90	3.0	#12 Symbiotic	2	
0065.COMP	10	05:44	04:33:34.0	+24:21:18	300	90	3.0	#12 Symbiotic	2	
0066.GKTau	240	05:46	04:33:34.5	+24:21:07	300	90	3.0	#12 Symbiotic	2	
0067.COMP	10	05:50	04:33:34.5	+24:21:07	300	90	3.0	#12 Symbiotic	2	

UT Date 2008-11-20 Observers N WrightColl. Focus 1350 Grating/Grism 300

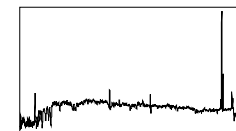
<i>File</i>	<i>Exp Time</i>	<i>UT Start</i>	<i>RA</i>	<i>Dec</i>	<i>Gr.</i>	<i>P.A.</i>	<i>Slit</i>	<i>Program</i>	<i>Bin</i>	<i>Comments</i>
0068.IPHASB_1361	720	05:52	02:05:04.1	+63:02:16	300	90	3.0	#157 IPHAS	2	
0069.COMP	10	06:05	02:05:04.1	+63:02:16	300	90	3.0	#157 IPHAS	2	
0070.IPHASB_1363	780	06:07	02:06:18.6	+64:49:45	300	90	3.0	#157 IPHAS	2	
0071.COMP	10	06:21	02:06:18.6	+64:49:45	300	90	3.0	#157 IPHAS	2	
0072.IPHASB_1364	720	06:23	02:06:49.3	+64:58:27	300	90	3.0	#157 IPHAS	2	The fainter source at pixel 75
0073.COMP	10	06:36	02:06:49.3	+64:58:27	300	90	3.0	#157 IPHAS	2	
0074.IPHASB_1365	720	06:39	02:07:31.1	+63:45:20	300	90	3.0	#157 IPHAS	2	
0075.COMP	10	06:51	02:07:31.1	+63:45:20	300	90	3.0	#157 IPHAS	2	
0076.IPHASB_1366	720	06:53	02:07:34.2	+62:36:01	300	90	3.0	#157 IPHAS	2	
0077.COMP	10	07:07	02:07:34.2	+62:36:01	300	90	3.0	#157 IPHAS	2	
0078.IPHASB_1367	840	07:08	02:07:53.5	+64:41:49	300	90	3.0	#157 IPHAS	2	
0079.COMP	10	07:27	02:07:53.5	+64:41:49	300	90	3.0	#157 IPHAS	2	
0080.IPHASB_1367	960	07:28	02:07:53.5	+64:41:49	300	90	3.0	#157 IPHAS	2	very very faint! - target at pixel 75
0081.COMP	10	07:45	02:07:53.5	+64:41:49	300	90	3.0	#157 IPHAS	2	
0082.IPHASB_1368	540	07:47	02:08:17.7	+61:42:20	300	90	3.0	#157 IPHAS	2	
0083.COMP	10	07:57	02:08:17.7	+61:42:20	300	90	3.0	#157 IPHAS	2	
0084.IPHASB_1369	720	07:59	02:08:26.3	+62:57:46	300	90	3.0	#157 IPHAS	2	
0085.COMP	10	08:11	02:08:26.3	+62:57:46	300	90	3.0	#157 IPHAS	2	
0086.IPHASB_1370	1200	08:13	02:08:33.9	+58:55:48	300	90	3.0	#157 IPHAS	2	
0087.COMP	10	08:35	02:08:33.9	+58:55:48	300	90	3.0	#157 IPHAS	2	

UT Date 2008-11-20 Observers N WrightColl. Focus 1350 Grating/Grism 300

<i>File</i>	<i>Exp Time</i>	<i>UT Start</i>	<i>RA</i>	<i>Dec</i>	<i>Gr.</i>	<i>P.A.</i>	<i>Slit</i>	<i>Program</i>	<i>Bin</i>	<i>Comments</i>
0088.IPHASB_1505	1500	08:42	02:41:11.9	+60:51:25	300	90	3.0	#157 IPHAS	2	
0089.COMP	10	09:07	02:41:11.9	+60:51:25	300	90	3.0	#157 IPHAS	2	
0090.IPHASB_1502	1500	09:09	02:40:55.0	+63:00:10	300	90	3.0	#157 IPHAS	2	
0091.COMP	10	09:35	02:40:55.0	+63:00:10	300	90	3.0	#157 IPHAS	2	
0092.IPHASB_1515	600	09:37	02:43:39.3	+62:23:29	300	90	3.0	#157 IPHAS	2	
0093.COMP	10	09:47	02:43:39.3	+62:23:29	300	90	3.0	#157 IPHAS	2	
0094.IPHASB_1521	1200	09:51	02:44:30.4	+60:48:29	300	90	3.0	#157 IPHAS	2	
0095.COMP	10	10:12	02:44:30.4	+60:48:29	300	90	3.0	#157 IPHAS	2	
0096.IPHASB_1523	1500	10:15	02:44:54.0	+63:56:08	300	90	3.0	#157 IPHAS	2	
0097.COMP	10	10:41	02:44:54.0	+63:56:08	300	90	3.0	#157 IPHAS	2	
0098.IPHASB_1524	600	10:46	02:45:05.6	+64:51:28	300	90	3.0	#157 IPHAS	2	
0099.COMP	10	10:56	02:45:05.6	+64:51:28	300	90	3.0	#157 IPHAS	2	
0100.IPHASB_1525	1500	10:59	02:45:06.1	+61:14:09	300	90	3.0	#157 IPHAS	2	
0101.COMP	10	11:24	02:45:06.1	+61:14:09	300	90	3.0	#157 IPHAS	2	
0102.BGGem	300	11:27	06:03:31.0	+27:41:50	300	90	3.0	#12 Symbiotic	2	
0103.COMP	10	11:33	06:03:31.0	+27:41:50	300	90	3.0	#12 Symbiotic	2	
0104.BXMon	15	11:34	07:25:23.0	-03:35:51	300	90	3.0	#12 Symbiotic	2	
0105.BXMon	180	11:35	07:25:23.0	-03:35:51	300	90	3.0	#12 Symbiotic	2	
0106.COMP	10	11:39	07:25:23.0	-03:35:51	300	90	3.0	#12 Symbiotic	2	
0107.SS129	300	11:41	07:32:45.0	-26:49:16	300	90	3.0	#12 Symbiotic	2	

UT Date 2008-11-20 Observers N WrightColl. Focus 1350 Grating/Grism 300

<i>File</i>	<i>Exp Time</i>	<i>UT Start</i>	<i>RA</i>	<i>Dec</i>	<i>Gr.</i>	<i>P.A.</i>	<i>Slit</i>	<i>Program</i>	<i>Bin</i>	<i>Comments</i>
0108.SS129	300	11:46	07:32:45.0	-26:49:16	300	90	3.0	#12 Symbiotic	2	
0109.COMP	10	11:51	07:32:45.0	-26:49:16	300	90	3.0	#12 Symbiotic	2	
0110.N3227	180	11:54	10:23:30.6	+19:51:54	300	90	3.0	#6 AGN Monitor	2	
0111.N3227	180	11:57	10:23:30.6	+19:51:54	300	90	3.0	#6 AGN Monitor	2	
0112.COMP	10	12:00	10:23:30.6	+19:51:54	300	90	3.0	#6 AGN Monitor	2	
0113.Feige34	180	12:02	10:39:36.7	+43:06:09	300	90	3.0	#56 Spectropho	2	
0114.COMP	10	12:05	10:39:36.7	+43:06:09	300	90	3.0	#56 Spectropho	2	
0115.MRK421	240	12:07	11:04:27.4	+38:12:32	300	90	3.0	#6 AGN Monitor	2	
0116.MRK421	240	12:11	11:04:27.4	+38:12:32	300	90	3.0	#6 AGN Monitor	2	
0117.COMP	10	12:15	11:04:27.4	+38:12:32	300	90	3.0	#6 AGN Monitor	2	
0118.N4051	150	12:18	12:03:09.7	+44:31:53	300	90	3.0	#6 AGN Monitor	2	
0119.N4051	150	12:20	12:03:09.7	+44:31:53	300	90	3.0	#6 AGN Monitor	2	
0120.COMP	10	12:23	12:03:09.7	+44:31:53	300	90	3.0	#6 AGN Monitor	2	
0121.N4151	30	12:25	12:10:32.6	+39:24:21	300	90	3.0	#6 AGN Monitor	2	
0122.N4151	30	12:26	12:10:32.6	+39:24:21	300	90	3.0	#6 AGN Monitor	2	
0123.N4151	90	12:26	12:10:32.6	+39:24:21	300	90	3.0	#6 AGN Monitor	2	
0124.COMP	10	12:28	12:10:32.6	+39:24:21	300	90	3.0	#6 AGN Monitor	2	
0125.WCom	300	12:30	12:21:31.7	+28:13:59	300	90	3.0	#6 AGN Monitor	2	
0126.WCom	300	12:36	12:21:31.7	+28:13:59	300	90	3.0	#6 AGN Monitor	2	
0127.COMP	10	12:41	12:21:31.7	+28:13:59	300	90	3.0	#6 AGN Monitor	2	

UT Date 2008-11-20 Observers N WrightColl. Focus 1350 Grating/Grism 300

<i>File</i>	<i>Exp Time</i>	<i>UT Start</i>	<i>RA</i>	<i>Dec</i>	<i>Gr.</i>	<i>P.A.</i>	<i>Slit</i>	<i>Program</i>	<i>Bin</i>	<i>Comments</i>
0128.N2311302285	240	12:44	09:29:43.1	+20:49:28	300	90	3.0	#184 M44 Varia	2	
0129.COMP	10	12:50	09:29:43.1	+20:49:28	300	90	3.0	#184 M44 Varia	2	
0130-0139.BIAS	0	13:10	09:29:43.1	+20:49:28	300	90	3.0	#56 Spectropho	2	
0140-0154.FLAT	7	13:15	09:29:43.1	+20:49:28	300	90	3.0	#56 Spectropho	2	
0155-0159.DARK	900	14:19	09:29:43.1	+20:49:28	300	90	3.0	#56 Spectropho	2	