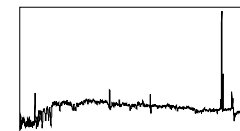
UT Date 2008-01-14 Observers P BerlindColl. Focus 1280 Grating/Grism 300

File	Exp Time	UT Start	RA	Dec	Gr.	P.A.	Slit	Program	Bin	Comments
0001-0005.DARK	900	23:52	12:37:23.5	+25:04:01	300	90	3.0	#56 Spectropho	2	
0006-0007.DARK	900	00:23	12:37:23.5	+25:04:01	300	90	3.0	#56 Spectropho	4	
0008-0020.BIAS	0	00:40	12:37:23.5	+25:04:01	300	90	3.0	#56 Spectropho	2	
0021-0035.FLAT	25	00:50	12:37:23.5	+25:04:01	300	90	3.0	#56 Spectropho	2	
0036-0040.sky	3	00:55	00:45:00.0	+32:00:00	300	90	3.0	#57 Velocity S	2	
0041.COMP	10	00:55	00:45:00.0	+32:00:00	300	90	3.0	#57 Velocity S	2	
0042.ZAnd	1	01:21	23:33:40.0	+48:49:06	300	90	3.0	#12 Symbiotic	2	
0043.ZAnd	2	01:22	23:33:40.0	+48:49:06	300	90	3.0	#12 Symbiotic	2	
0044.ZAnd	6	01:22	23:33:40.0	+48:49:06	300	90	3.0	#12 Symbiotic	2	
0045.ZAnd	40	01:22	23:33:40.0	+48:49:06	300	90	3.0	#12 Symbiotic	2	
0046.COMP	10	01:23	23:33:40.0	+48:49:06	300	90	3.0	#12 Symbiotic	2	
0047.01272510+4204134	240	01:26	01:27:25.1	+42:04:13	300	90	3.0	#141 Mapping t	2	bright sky, ok
0048.COMP	10	01:31	01:27:25.1	+42:04:13	300	90	3.0	#141 Mapping t	2	
0049.01294198+4406064	240	01:32	01:29:42.0	+44:06:06	300	80	3.0	#141 Mapping t	2	
0050.COMP	10	01:36	01:29:42.0	+44:06:06	300	80	3.0	#141 Mapping t	2	
0051.01095582+4018579	240	01:37	01:09:55.8	+40:18:58	300	80	3.0	#141 Mapping t	2	
0052.COMP	10	01:42	01:09:55.8	+40:18:58	300	80	3.0	#141 Mapping t	2	
0053.01113998+4055590	210	01:44	01:11:40.0	+40:55:59	300	80	3.0	#141 Mapping t	2	
0054.COMP	10	01:47	01:11:40.0	+40:55:59	300	80	3.0	#141 Mapping t	2	
0055.01120847+4655127	240	01:49	01:12:08.5	+46:55:13	300	80	3.0	#141 Mapping t	2	

UT Date 2008-01-14 Observers P BerlindColl. Focus 1280 Grating/Grism 300

<i>File</i>	<i>Exp Time</i>	<i>UT Start</i>	<i>RA</i>	<i>Dec</i>	<i>Gr.</i>	<i>P.A.</i>	<i>Slit</i>	<i>Program</i>	<i>Bin</i>	<i>Comments</i>
0056.COMP	10	01:53	01:12:08.5	+46:55:13	300	80	3.0	#141 Mapping t	2	
0057.01142102+4339403	210	01:54	01:14:21.0	+43:39:40	300	80	3.0	#141 Mapping t	2	
0058.COMP	10	01:58	01:14:21.0	+43:39:40	300	80	3.0	#141 Mapping t	2	
0059.01131487+4939094	330	01:59	01:13:14.9	+49:39:09	300	80	3.0	#141 Mapping t	2	
0060.COMP	10	02:05	01:13:14.9	+49:39:09	300	80	3.0	#141 Mapping t	2	
0061.01095312+5051233	331	02:07	01:09:53.1	+50:51:23	300	80	3.0	#141 Mapping t	2	
0062.COMP	10	02:14	01:09:53.1	+50:51:23	300	80	3.0	#141 Mapping t	2	
0063.01310193+4903364	300	02:15	01:31:02.8	+49:03:34	300	70	3.0	#141 Mapping t	2	
0064.COMP	10	02:20	01:31:02.8	+49:03:34	300	70	3.0	#141 Mapping t	2	
0065.01391040+4829434	210	02:21	01:39:10.4	+48:29:43	300	70	3.0	#141 Mapping t	2	
0066.COMP	10	02:25	01:39:10.4	+48:29:43	300	70	3.0	#141 Mapping t	2	
0067.01321142+4626515	210	02:26	01:32:11.4	+46:26:52	300	70	3.0	#141 Mapping t	2	
0068.COMP	10	02:29	01:32:11.4	+46:26:52	300	70	3.0	#141 Mapping t	2	
0069.sn2008A	1800	02:31	01:38:17.4	+35:22:14	300	97	3.0	#2 SN Observat	2	
0070.COMP	10	03:02	01:38:17.4	+35:22:14	300	97	3.0	#2 SN Observat	2	
0073.sn2008F	1800	03:16	02:54:55.1	-06:21:57	300	11	3.0	#2 SN Observat	2	
0074.COMP	10	03:47	02:54:55.1	-06:21:57	300	11	3.0	#2 SN Observat	2	
0076.sn2008G	1800	03:56	03:45:46.0	+46:40:06	300	-10	3.0	#2 SN Observat	2	
0077.COMP	10	04:27	03:45:46.0	+46:40:06	300	-10	3.0	#2 SN Observat	2	
0078.HD19445	12	04:29	03:08:26.3	+26:20:29	300	70	3.0	#56 Spectropho	2	

UT Date 2008-01-14 Observers P BerlindColl. Focus 1280 Grating/Grism 300

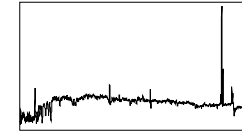
File	Exp Time	UT Start	RA	Dec	Gr.	P.A.	Slit	Program	Bin	Comments
0079.HD19445	12	04:30	03:08:26.3	+26:20:29	300	70	3.0	#56 Spectropho	2	
0080.HD19445	12	04:30	03:08:26.3	+26:20:29	300	70	3.0	#56 Spectropho	2	
0081.COMP	10	04:31	03:08:26.3	+26:20:29	300	70	3.0	#56 Spectropho	2	
0082.hxPer421	360	04:34	02:20:59.2	+56:53:26	300	90	3.0	#170 h & chi P	2	
0083.COMP	10	04:40	02:20:59.2	+56:53:26	300	90	3.0	#170 h & chi P	2	
0084.hxPer422	360	04:41	02:20:00.8	+57:27:15	300	90	3.0	#170 h & chi P	2	
0085.COMP	10	04:47	02:20:00.8	+57:27:15	300	90	3.0	#170 h & chi P	2	
0086.hxPer423	360	04:48	02:23:37.6	+57:20:48	300	90	3.0	#170 h & chi P	2	
0087.COMP	10	04:54	02:23:37.6	+57:20:48	300	90	3.0	#170 h & chi P	2	
0088.hxPer424	360	04:55	02:20:42.6	+56:55:21	300	90	3.0	#170 h & chi P	2	clouds moving in
0089.COMP	10	05:02	02:20:42.6	+56:55:21	300	90	3.0	#170 h & chi P	2	
0090.hxPer425	360	05:03	02:17:17.8	+56:46:36	300	90	3.0	#170 h & chi P	2	
0091.COMP	10	05:09	02:17:17.8	+56:46:36	300	90	3.0	#170 h & chi P	2	
0092.hxPer426	360	05:10	02:20:07.7	+57:31:36	300	90	3.0	#170 h & chi P	2	
0093.COMP	10	05:17	02:20:07.7	+57:31:36	300	90	3.0	#170 h & chi P	2	
0094.hxPer427	420	05:18	02:20:44.0	+56:57:06	300	90	3.0	#170 h & chi P	2	
0095.COMP	10	05:25	02:20:44.0	+56:57:06	300	90	3.0	#170 h & chi P	2	
0096.hxPer428	170	05:26	02:20:35.6	+57:05:18	300	90	3.0	#170 h & chi P	2	closed, clouds
0097.COMP	10	05:35	02:20:35.6	+57:05:18	300	90	3.0	#170 h & chi P	2	
0098.04183784+3211207	723	06:09	04:18:37.8	+32:11:21	300	90	3.0	#141 Mapping t	2	

UT Date 2008-01-14 Observers P BerlindColl. Focus 1280 Grating/Grism 300

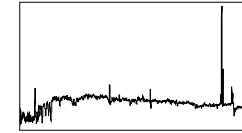
<i>File</i>	<i>Exp Time</i>	<i>UT Start</i>	<i>RA</i>	<i>Dec</i>	<i>Gr.</i>	<i>P.A.</i>	<i>Slit</i>	<i>Program</i>	<i>Bin</i>	<i>Comments</i>
0099.COMP	10	06:22	04:18:37.8	+32:11:21	300	90	3.0	#141 Mapping t	2	
0100.04170738+3543192	900	06:23	04:17:07.4	+35:43:19	300	90	3.0	#141 Mapping t	2	
0101.COMP	10	06:39	04:17:07.4	+35:43:19	300	90	3.0	#141 Mapping t	2	
0102.04154711+3300105	900	06:40	04:15:47.1	+33:00:10	300	90	3.0	#141 Mapping t	2	
0103.COMP	10	06:55	04:15:47.1	+33:00:10	300	90	3.0	#141 Mapping t	2	
0104.04133376+3511589	440	06:57	04:13:33.8	+35:11:59	300	90	3.0	#141 Mapping t	2	
0105.COMP	10	07:05	04:13:33.8	+35:11:59	300	90	3.0	#141 Mapping t	2	
0106.04130993+2619284	360	07:06	04:13:09.9	+26:19:28	300	90	3.0	#141 Mapping t	2	
0107.COMP	10	07:12	04:13:09.9	+26:19:28	300	90	3.0	#141 Mapping t	2	
0108.04213209+3505068	900	07:14	04:21:32.1	+35:05:07	300	90	3.0	#141 Mapping t	2	windy
0109.COMP	10	07:29	04:21:32.1	+35:05:07	300	90	3.0	#141 Mapping t	2	
0110.04392842+1920548	900	07:31	04:39:28.4	+19:20:55	300	90	3.0	#141 Mapping t	2	
0111.COMP	10	07:46	04:39:28.4	+19:20:55	300	90	3.0	#141 Mapping t	2	
0112.04415569+2229570	600	07:47	04:41:55.7	+22:29:57	300	90	3.0	#141 Mapping t	2	
0113.COMP	10	07:57	04:41:55.7	+22:29:57	300	90	3.0	#141 Mapping t	2	
0114.04410143+2303577	720	07:58	04:41:01.4	+23:03:58	300	90	3.0	#141 Mapping t	2	
0115.COMP	10	08:11	04:41:01.4	+23:03:58	300	90	3.0	#141 Mapping t	2	
0116.cirs3fastf008	240	08:13	08:17:52.0	+04:42:38	300	90	3.0	#172 SDSS Clus	2	
0117.COMP	10	08:17	08:17:52.0	+04:42:38	300	90	3.0	#172 SDSS Clus	2	
0118.cirs3fastf010	900	08:18	08:18:13.2	+04:45:58	300	90	3.0	#172 SDSS Clus	2	

UT Date 2008-01-14 Observers P BerlindColl. Focus 1280 Grating/Grism 300

File	Exp Time	UT Start	RA	Dec	Gr.	P.A.	Slit	Program	Bin	Comments
0119.COMP	10	08:34	08:18:13.2	+04:45:58	300	90	3.0	#172 SDSS Clus	2	
0120.cirs3fastf012	330	08:35	08:19:55.0	+04:28:11	300	90	3.0	#172 SDSS Clus	2	
0121.COMP	10	08:41	08:19:55.0	+04:28:11	300	90	3.0	#172 SDSS Clus	2	
0122.cirs3fastf016	330	08:42	08:20:49.5	+05:00:37	300	90	3.0	#172 SDSS Clus	2	
0123.COMP	10	08:48	08:20:49.5	+05:00:37	300	90	3.0	#172 SDSS Clus	2	
0124.cirs3fastf020	330	08:49	08:22:26.8	+04:41:57	300	90	3.0	#172 SDSS Clus	2	
0125.COMP	10	08:55	08:22:26.8	+04:41:57	300	90	3.0	#172 SDSS Clus	2	
0126.cirs3fastf021	330	08:56	08:22:28.4	+04:43:44	300	90	3.0	#172 SDSS Clus	2	
0127.COMP	10	09:01	08:22:28.4	+04:43:44	300	90	3.0	#172 SDSS Clus	2	
0128.cirs3fastf022	420	09:02	08:22:33.3	+02:18:25	300	90	3.0	#172 SDSS Clus	2	
0129.COMP	10	09:10	08:22:33.3	+02:18:25	300	90	3.0	#172 SDSS Clus	2	
0130.cirs3fastf023	330	09:11	08:22:51.4	+05:34:08	300	90	3.0	#172 SDSS Clus	2	please ignore star west of gal
0131.COMP	10	09:17	08:22:51.4	+05:34:08	300	90	3.0	#172 SDSS Clus	2	
0132.cirs3fastf025	360	09:18	08:23:36.8	+04:23:03	300	90	3.0	#172 SDSS Clus	2	
0133.COMP	10	09:24	08:23:36.8	+04:23:03	300	90	3.0	#172 SDSS Clus	2	
0134.cirs3fastf026	360	09:25	08:23:56.4	+04:09:07	300	80	3.0	#172 SDSS Clus	2	sup * to NW out of slit
0135.COMP	10	09:32	08:23:56.4	+04:09:07	300	80	3.0	#172 SDSS Clus	2	
0136.cirs3fastf028	360	09:33	08:24:59.0	+02:21:24	300	80	3.0	#172 SDSS Clus	2	
0137.COMP	10	09:39	08:24:59.0	+02:21:24	300	80	3.0	#172 SDSS Clus	2	
0138.cirs3fastf030	360	09:40	08:25:58.8	+04:34:49	300	80	3.0	#172 SDSS Clus	2	

UT Date 2008-01-14 Observers P BerlindColl. Focus 1280 Grating/Grism 300

<i>File</i>	<i>Exp Time</i>	<i>UT Start</i>	<i>RA</i>	<i>Dec</i>	<i>Gr.</i>	<i>P.A.</i>	<i>Slit</i>	<i>Program</i>	<i>Bin</i>	<i>Comments</i>
0139.COMP	10	09:46	08:25:58.8	+04:34:49	300	80	3.0	#172 SDSS Clus	2	
0140.cirs3fastf031	341	09:47	08:25:59.6	+02:44:44	300	80	3.0	#172 SDSS Clus	2	
0141.COMP	10	09:53	08:25:59.6	+02:44:44	300	80	3.0	#172 SDSS Clus	2	
0142.cirs3fastf032	240	09:55	08:26:25.0	+04:49:05	300	80	3.0	#172 SDSS Clus	2	
0143.COMP	10	09:59	08:26:25.0	+04:49:05	300	80	3.0	#172 SDSS Clus	2	
0144.cirs3fastf033	420	10:00	08:26:53.8	+02:33:10	300	80	3.0	#172 SDSS Clus	2	
0145.COMP	10	10:07	08:26:53.8	+02:33:10	300	80	3.0	#172 SDSS Clus	2	
0146.cirs3fastf035	480	10:08	08:27:31.8	+02:48:35	300	80	3.0	#172 SDSS Clus	2	
0147.COMP	10	10:16	08:27:31.8	+02:48:35	300	80	3.0	#172 SDSS Clus	2	
0148.HD84937	20	10:18	09:48:54.9	+13:45:14	300	26	3.0	#56 Spectropho	2	
0149.HD84937	20	10:19	09:48:54.9	+13:45:14	300	26	3.0	#56 Spectropho	2	
0150.HD84937	20	10:19	09:48:54.9	+13:45:14	300	26	3.0	#56 Spectropho	2	
0151.COMP	10	10:20	09:48:54.9	+13:45:14	300	26	3.0	#56 Spectropho	2	
0152.N3379	150	10:22	10:47:50.0	+12:34:55	300	90	3.0	#57 Velocity S	2	
0153.COMP	10	10:25	10:47:50.0	+12:34:55	300	90	3.0	#57 Velocity S	2	
0154.Feige34	200	10:27	10:39:36.9	+43:06:11	300	90	3.0	#56 Spectropho	2	
0155.Feige34	200	10:30	10:39:36.9	+43:06:11	300	90	3.0	#56 Spectropho	2	
0156.COMP	10	10:34	10:39:36.9	+43:06:11	300	90	3.0	#56 Spectropho	2	
0157.fmfs283	360	10:38	10:43:17.6	-12:21:37	300	2	3.0	#171 Local Uni	2	
0158.COMP	10	10:44	10:43:17.6	-12:21:37	300	2	3.0	#171 Local Uni	2	close, high wind

UT Date 2008-01-14 Observers P BerlindColl. Focus 1280 Grating/Grism 300

<i>File</i>	<i>Exp Time</i>	<i>UT Start</i>	<i>RA</i>	<i>Dec</i>	<i>Gr.</i>	<i>P.A.</i>	<i>Slit</i>	<i>Program</i>	<i>Bin</i>	<i>Comments</i>
0160-0169.BIAS	0	12:04	10:43:24.9	-12:25:15	300	90	3.0	#141 Mapping t	2	
0170.FLAT	25	12:05	10:43:24.9	-12:25:15	300	90	3.0	#141 Mapping t	2	end of FAST run
0171-0184.FLAT	25	12:14	10:43:24.9	-12:25:15	300	90	3.0	#141 Mapping t	2	