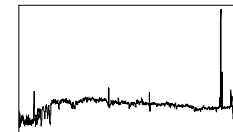
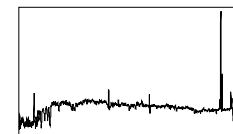
UT Date 2005-04-16 Observers J Gallagher and P GarnavichColl. Focus 1000 Grating/Grism 300

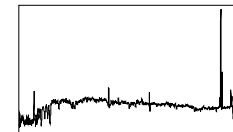
File	Exp Time	UT Start	RA	Dec	Gr.	P.A.	Slit	Program	Bir	Comments
0001-0002.BIAS	0	23:08	21:51:11.1	28:51:53	300	91	3.0	#2 SN Host Obs	2	
0003-0012.DARK	900	1:26	21:51:11.1	28:51:53	300	91	3.0	#2 SN Host Obs	2	
0013-0022.BIAS	0	1:43	21:51:11.1	28:51:53	300	91	3.0	#2 SN Host Obs	2	
0023-0042.FLAT	12	1:53	21:51:11.1	28:51:53	300	91	3.0	#2 SN Host Obs	2	
0043.sky	5	2:03	21:51:11.1	28:51:53	300	91	3.0	#2 SN Host Obs	2	
0044.sky	7	2:04	21:51:11.1	28:51:53	300	91	3.0	#2 SN Host Obs	2	
0045.sky	9	2:05	21:51:11.1	28:51:53	300	91	3.0	#2 SN Host Obs	2	
0046.sky	11	2:06	21:51:11.1	28:51:53	300	91	3.0	#2 SN Host Obs	2	
0047.HD84937	10	2:17	09:48:54.8	13:45:13	300	-30	3.0	#56 Spectropho	2	
0048.HD84937	10	2:19	09:48:54.8	13:45:13	300	-30	3.0	#56 Spectropho	2	
0049.HD84937	10	2:20	09:48:54.8	13:45:13	300	-30	3.0	#56 Spectropho	2	
0050.HD84937	10	2:21	09:48:54.8	13:45:13	300	-30	3.0	#56 Spectropho	2	
0051.COMP	12	2:22	09:48:54.8	13:45:13	300	-30	3.0	#56 Spectropho	2	
0052.V838_Mon	300	2:42	07:04:04.8	-03:50:51	300	0	3.0	Bright Stars	2	
0053.V838_Mon	300	2:48	07:04:04.8	-03:50:51	300	0	3.0	Bright Stars	2	
0054.COMP	12	2:54	07:04:04.8	-03:50:51	300	0	3.0	Bright Stars	2	
0055.IC0522	600	3:02	08:54:34.9	+57:10:00	300	-20	3.0	#2 SN Host Obs	2	
0056.IC0522	900	3:13	08:54:34.9	+57:10:00	300	-20	3.0	#2 SN Host Obs	2	
0057.IC0522	900	3:29	08:54:34.9	+57:10:00	300	-20	3.0	#2 SN Host Obs	2	
0058.COMP	12	3:45	08:54:34.9	+57:10:00	300	-20	3.0	#2 SN Host Obs	2	

UT Date 2005-04-16 Observers J Gallagher and P GarnavichColl. Focus 1000 Grating/Grism 300

File	Exp Time	UT Start	RA	Dec	Gr.	P.A.	Slit	Program	Bir	Comments
0059.Feige34	100	3:50	10:39:36.8	43:06:10	300	36	3.0	#56 Spectropho	2	
0060.Feige34	70	3:53	10:39:36.8	43:06:10	300	36	3.0	#56 Spectropho	2	
0061.COMP	12	3:55	10:39:36.8	43:06:10	300	36	3.0	#56 Spectropho	2	
0062.NGC452	300	4:11	12:34:03.0	+07:41:57	300	110	3.0	#2 SN Host Obs	2	
0063.NGC452	300	4:17	12:34:03.0	+07:41:57	300	110	3.0	#2 SN Host Obs	2	
0064.NGC452	300	4:23	12:34:03.0	+07:41:57	300	110	3.0	#2 SN Host Obs	2	
0065.COMP	12	4:28	12:34:03.0	+07:41:57	300	110	3.0	#2 SN Host Obs	2	
0066.ngc4489	600	4:33	12:30:52.2	+16:45:31	300	110	3.0	#2 SN Host Obs	2	
0067.ngc4489	600	4:43	12:30:52.2	+16:45:31	300	110	3.0	#2 SN Host Obs	2	
0068.ngc4489	600	4:54	12:30:52.2	+16:45:31	300	110	3.0	#2 SN Host Obs	2	
0069.COMP	12	5:04	12:30:52.2	+16:45:31	300	110	3.0	#2 SN Host Obs	2	
0070.NGC4786	900	5:10	12:54:32.4	-06:51:34	300	-20	3.0	#2 SN Host Obs	2	
0071.NGC4786	900	5:25	12:54:32.4	-06:51:34	300	-20	3.0	#2 SN Host Obs	2	
0072.NGC4786	900	5:41	12:54:32.4	-06:51:34	300	-20	3.0	#2 SN Host Obs	2	
0073.COMP	12	5:56	12:54:32.4	-06:51:34	300	-20	3.0	#2 SN Host Obs	2	
0074.ngc4478	300	6:24	12:30:17.4	+12:19:44	300	40	3.0	#2 SN Host Obs	2	
0075.ngc4478	300	6:29	12:30:17.4	+12:19:44	300	40	3.0	#2 SN Host Obs	2	
0076.ngc4478	300	6:35	12:30:17.4	+12:19:44	300	40	3.0	#2 SN Host Obs	2	
0077.COMP	12	6:40	12:30:17.4	+12:19:44	300	40	3.0	#2 SN Host Obs	2	
0078.ngc4059	900	6:49	12:04:12.2	20:24:24	300	40	3.0	#2 SN Host Obs	2	

UT Date 2005-04-16 Observers J Gallagher and P GarnavichColl. Focus 1000 Grating/Grism 300

File	Exp Time	UT Start	RA	Dec	Gr.	P.A.	Slit	Program	Bir	Comments
0079.ngc4059	900	7:04	12:04:12.2	20:24:24	300	40	3.0	#2 SN Host Obs	2	
0080.ngc4059	900	7:20	12:04:12.2	20:24:24	300	40	3.0	#2 SN Host Obs	2	
0081.COMP	12	7:35	12:04:12.2	20:24:24	300	40	3.0	#2 SN Host Obs	2	
0082.SN_2005XX	1200	7:39	12:04:12.2	20:24:24	300	40	3.0	#2 SN Host Obs	2	
0083.SN_2005XX	1200	8:02	12:04:12.2	20:24:24	300	40	3.0	#2 SN Host Obs	2	
0084.COMP	12	8:23	12:04:12.2	20:24:24	300	40	3.0	#2 SN Host Obs	2	
0085.SDSS3	1200	8:27	14:00:30.1	-02:48:38	300	80	3.0	#2 SN Host Obs	2	
0086.SDSS3	1200	8:47	14:00:30.1	-02:48:38	300	80	3.0	#2 SN Host Obs	2	
0087.SDSS3	1200	9:09	14:00:30.1	-02:48:38	300	80	3.0	#2 SN Host Obs	2	
0088.COMP	12	9:34	14:00:30.1	-02:48:38	300	80	3.0	#2 SN Host Obs	2	
0089.SDSS2	1200	9:39	16:31:25.6	+46:19:26	300	-10	3.0	#2 SN Host Obs	2	
0090.SDSS2	1200	10:00	16:31:25.6	+46:19:26	300	-10	3.0	#2 SN Host Obs	2	
0091.SDSS2	1200	10:21	16:31:25.6	+46:19:26	300	-10	3.0	#2 SN Host Obs	2	
0092.COMP	12	10:41	16:31:25.6	+46:19:26	300	-10	3.0	#2 SN Host Obs	2	
0093.MCG+07-4	900	10:49	19:56:12.8	+40:26:02	300	0	3.0	#2 SN Host Obs	2	
0094.MCG+07-4	900	11:05	19:56:12.8	+40:26:02	300	0	3.0	#2 SN Host Obs	2	
0095.MCG+07-4	900	11:20	19:56:12.8	+40:26:02	300	0	3.0	#2 SN Host Obs	2	
0096.COMP	12	11:36	19:56:12.8	+40:26:02	300	0	3.0	#2 SN Host Obs	2	
0097.ncyg05	120	11:54	20:09:19	39:48:48	300	-9	3.0	#2 SN Host Obs	2	
0098.ncyg05	120	11:57	20:09:19	39:48:48	300	-9	3.0	#2 SN Host Obs	2	

UT Date 2005-04-16 Observers J Gallagher and P GarnavichColl. Focus 1000 Grating/Grism 300

<i>File</i>	<i>Exp Time</i>	<i>UT Start</i>	<i>RA</i>	<i>Dec</i>	<i>Gr.</i>	<i>P.A.</i>	<i>Slit</i>	<i>Program</i>	<i>Bir</i>	<i>Comments</i>
0099.newnova	30	12:04	18:09:00	-23:18:57	300	-9	3.0	#2 SN Host Obs	2	
0100.newnova	10	12:11	18:09:00	-23:18:57	300	-9	3.0	#2 SN Host Obs	2	
0101.newnova	300	12:15	20:30:31.7	52:37:50	300	-9	3.0	#2 SN Host Obs	2	
0102.COMP	12	12:22	20:30:31.7	52:37:50	300	-9	3.0	#2 SN Host Obs	2	
0103-0112.BIAS	0	12:26	20:30:31.7	52:37:50	300	-9	3.0	#2 SN Host Obs	2	
0113-0132.FLAT	12	12:35	20:30:31.7	52:37:50	300	-9	3.0	#2 SN Host Obs	2	
0133-0135.sky	10	12:41	20:30:31.7	52:37:50	300	90	3.0	#2 SN Host Obs	2	
0136.sky	8	12:41	20:30:31.7	52:37:50	300	90	3.0	#2 SN Host Obs	2	
0137.COMP	12	12:42	20:30:31.7	52:37:50	300	90	3.0	#2 SN Host Obs	2	
0138-0147.DARK	900	15:05	20:30:31.7	52:37:50	300	90	3.0	#2 SN Host Obs	2	