

UT Date 2003-11-18 Observers L MacriColl. Focus 960 Grating/Grism 300

File	Exp Time	UT Start	RA	Dec	Gr.	P.A.	Slit	Program	Bin	Comments
0001.henear940	10	22:33	18:55:24.6	+31:29:29	300	90	3.0	#56 spectropho	2	
0002.henear960	10	22:33	18:56:08.3	+31:29:29	300	90	3.0	#56 spectropho	2	
0003.henear980	10	22:34	18:56:42.8	+31:29:28	300	90	3.0	#56 spectropho	2	
0004.COMP	5	22:45	19:07:50.9	+31:29:25	300	90	3.0	#56 spectropho	4	
0005.DARK	900	23:10	19:48:03.6	+31:29:11	300	90	3.0	Bright Stars	4	binby4
0006.DARK	900	23:26	20:03:18.7	+31:29:07	300	90	3.0	Bright Stars	4	
0007.DARK	900	23:41	20:18:30.5	+31:29:02	300	90	3.0	Bright Stars	4	
0008.DARK	900	23:56	20:33:43.3	+31:28:58	300	90	3.0	Bright Stars	4	
0009.DARK	900	0:11	20:48:58.4	+31:28:54	300	90	3.0	Bright Stars	4	
0010.DARK	900	0:26	21:04:09.9	+31:28:50	300	90	3.0	Bright Stars	4	
0011.DARK	900	0:41	21:19:22.1	+31:28:46	300	90	3.0	Bright Stars	4	
0012.DARK	900	0:57	21:34:37.9	+31:28:43	300	90	3.0	Bright Stars	4	
0013.DARK	900	1:12	21:49:50.1	+31:28:40	300	90	3.0	Bright Stars	4	
0014.DARK	900	1:27	22:05:02.7	+31:28:37	300	90	3.0	Bright Stars	4	
0015.DARK	900	1:42	22:20:17.4	+31:28:35	300	90	3.0	Bright Stars	2	binby2
0016.DARK	900	1:57	22:35:33.7	+31:28:33	300	90	3.0	Bright Stars	2	
0017.DARK	900	2:13	22:50:53.0	+31:28:31	300	90	3.0	Bright Stars	2	
0018.DARK	900	2:28	23:06:09.5	+31:28:29	300	90	3.0	Bright Stars	2	
0019.bdp174708	30	3:13	22:11:31.3	+18:05:34	300	51	3.0	#56 spectropho	2	
0020.bdp174708	30	3:13	22:11:31.3	+18:05:34	300	51	3.0	#56 spectropho	2	


NO FLATS!!!  
NO BIAS FILES

UT Date 2003-11-18 Observers L MacriColl. Focus 960 Grating/Grism 300


File	Exp Time	UT Start	RA	Dec	Gr.	P.A.	Slit	Program	Bin	Comments
0021.bdp174708	30	3:14	22:11:31.3	+18:05:34	300	51	3.0	#56 spectropho	2	
0022.COMP	12	3:16	22:11:31.3	+18:05:34	300	51	3.0	#56 Spectropho	2	
0023.bdp284211	60	3:20	21:48:57.1	28:37:48	300	77	3.0	#56 Spectropho	2	
0024.bdp284211	60	3:21	21:48:57.1	28:37:48	300	77	3.0	#56 Spectropho	2	
0025.bdp284211	60	3:23	21:48:57.1	28:37:48	300	77	3.0	#56 Spectropho	2	
0026.COMP	12	3:25	21:48:57.1	28:37:48	300	77	3.0	#56 Spectropho	2	
0027.ZAnd	2	3:30	23:33:40	48:49:06	300	77	3.0	#12 Symbiotic	2	
0028.ZAnd	5	3:31	23:33:40	48:49:06	300	77	3.0	#12 Symbiotics	2	
0029.ZAnd	15	3:32	23:33:40	48:49:06	300	77	3.0	#12 Symbiotics	2	
0030.COMP	12	3:32	23:33:40	48:49:06	300	77	3.0	#12 Symbiotic	2	
0031.Akn564	240	3:39	22:42:39.4	+29:43:31	300	79	3.0	#6 AGN Monitor	4	
0032.Akn564	240	3:43	22:42:39.4	+29:43:31	300	79	3.0	#6 AGN Monitor	4	
0033.COMP	5	3:48	22:42:39.4	+29:43:31	300	79	3.0	#6 AGN Monitor	4	
0034.N7469	150	3:50	23:03:15.7	+08:52:27	300	33	3.0	#6 AGN Monitor	4	
0035.N7469	150	3:53	23:03:15.7	+08:52:27	300	33	3.0	#6 AGN Monitor	4	
0036.COMP	5	3:56	23:03:15.7	+08:52:27	300	33	3.0	#6 AGN Monitor	4	
0037.MRK335	150	3:58	00:06:19.6	+20:12:11	300	15	3.0	#6 AGN Monitor	4	
0038.MRK335	150	4:00	00:06:19.6	+20:12:11	300	15	3.0	#6 AGN Monitor	4	
0039.COMP	5	4:03	00:06:19.6	+20:12:11	300	15	3.0	#6 AGN Monitor	4	
0040.211806p00500_a	480	4:18	21:20:38.3	1:2:49	300	-35	3.0	#113 Interacti	4	

UT Date 2003-11-18 Observers L MacriColl. Focus 960 Grating/Grism 300

File	Exp Time	UT Start	RA	Dec	Gr.	P.A.	Slit	Program	Bin	Comments
0041.COMP	5	4:28	21:20:38.3	1:2:49	300	-35	3.0	#113 Interacti	4	
0042.211806p00500_c	480	4:30	21:20:37.1	1:5:32	300	90	3.0	#113 Interacti	4	
0043.COMP	5	4:40	21:20:37.1	1:5:32	300	90	3.0	#113 Interacti	4	
0044.001142p47580_d	600	4:44	0:14:2.3	48:14:6	300	20	3.0	#113 Interacti	4	
0045.COMP	5	4:56	0:14:2.3	48:14:6	300	20	3.0	#113 Interacti	4	
0046.cairnsk4_137	480	5:00	2:49:49.6	44:15:0	300	90	3.0	#64 Cluster In	4	
0047.COMP	5	5:09	2:49:49.6	44:15:0	300	90	3.0	#64 Cluster In	4	
0048.cairnsk4_140	600	5:10	2:51:15.9	45:3:25	300	90	3.0	#64 Cluster In	4	
0049.COMP	5	5:23	2:51:15.9	45:3:25	300	90	3.0	#64 Cluster In	4	
0050.cairnsk4_141	600	5:24	3:8:5	34:27:41	300	90	3.0	#64 Cluster In	4	
0051.COMP	5	5:36	3:8:5	34:27:41	300	90	3.0	#64 Cluster In	4	
0052.cairnsk4_142	600	5:37	3:32:5.3	40:17:40	300	90	3.0	#64 Cluster In	4	
0053.COMP	5	5:47	3:32:5.3	40:17:40	300	90	3.0	#64 Cluster In	4	
0054.cairnsk4_143	600	5:49	3:38:54.6	42:17:0	300	90	3.0	#64 Cluster In	4	which one
0055.COMP	5	5:59	3:38:54.6	42:17:0	300	90	3.0	#64 Cluster In	4	
0056.cairnsk4_144	600	6:00	3:0:26.4	44:38:9	300	90	3.0	#64 Cluster In	4	
0057.COMP	5	6:11	3:0:26.4	44:38:9	300	90	3.0	#64 Cluster In	4	
0058.cairnsk4_145	600	6:12	3:11:40.5	36:4:6	300	90	3.0	#64 Cluster In	4	
0059.COMP	5	6:23	3:11:40.5	36:4:6	300	90	3.0	#64 Cluster In	4	
0060.cairnsk4_146	420	6:24	3:13:29.6	38:22:47	300	90	3.0	#64 Cluster In	4	

UT Date 2003-11-18 Observers L MacriColl. Focus 960 Grating/Grism 300

File	Exp Time	UT Start	RA	Dec	Gr.	P.A.	Slit	Program	Bin	Comments
0061.COMP	5	6:32	3:13:29.6	38:22:47	300	90	3.0	#64 Cluster In	4	
0062.cairnsk4_147	900	6:42	3:13:57.9	49:21:10	300	90	3.0	#64 Cluster In	4	
0063.COMP	5	6:57	3:13:57.9	49:21:10	300	90	3.0	#64 Cluster In	4	
0064.cairnsk4_148	900	6:58	3:16:5	48:1:11	300	90	3.0	#64 Cluster In	4	
0065.COMP	5	7:18	3:16:5	48:1:11	300	90	3.0	#64 Cluster In	4	
0066.2MJ01582742+6744421	900	7:23	01:58:27.4	+67:44:42	300	90	3.0	#68 2MASS Reds	4	
0067.2MJ01582742+6744421	900	7:39	01:58:27.4	+67:44:42	300	90	3.0	#68 2MASS Reds	4	
0068.COMP	5	7:54	01:58:27.4	+67:44:42	300	90	3.0	#68 2MASS Reds	4	
0069.2MJ02035883+6737172	1200	7:59	02:03:58.8	+67:37:17	300	90	3.0	#68 2MASS Reds	4	
0070.2MJ02035883+6737172	1200	8:19	02:03:58.8	+67:37:17	300	90	3.0	#68 2MASS Reds	4	
0071.COMP	5	8:40	02:03:58.8	+67:37:17	300	90	3.0	#68 2MASS Reds	4	
0072.2MJ04200181+4203277	900	8:48	04:20:01.8	+42:03:27	300	90	3.0	#68 2MASS Reds	4	
0073.COMP	5	9:04	04:20:01.8	+42:03:27	300	90	3.0	#68 2MASS Reds	4	
0074.2MJ04233241+3748200	1200	9:06	04:23:32.4	+37:48:20	300	90	3.0	#68 2MASS Reds	4	
0075.2MJ04233241+3748200	1200	9:27	04:23:32.4	+37:48:20	300	90	3.0	#68 2MASS Reds	4	
0076.COMP	5	9:48	04:23:32.4	+37:48:20	300	90	3.0	#68 2MASS Reds	4	
0077.2MJ04235939+3634519	720	9:49	04:23:59.3	+36:34:51	300	90	3.0	#68 2MASS Reds	4	
0078.COMP	5	10:02	04:23:59.3	+36:34:51	300	90	3.0	#68 2MASS Reds	4	
0079.2MJ04235285+3704119	900	10:04	04:23:52.8	+37:04:11	300	90	3.0	#68 2MASS Reds	4	
0080.2MJ04235285+3704119	900	10:20	04:23:52.8	+37:04:11	300	90	3.0	#68 2MASS Reds	4	

UT Date 2003-11-18 Observers L MacriColl. Focus 960 Grating/Grism 300

File	Exp Time	UT Start	RA	Dec	Gr.	P.A.	Slit	Program	Bin	Comments
0081.COMP	5	10:35	04:23:52.8	+37:04:11	300	90	3.0	#68 2MASS Reds	4	
0082.2MJ04242347+3724490	1200	10:38	04:24:23.4	+37:24:49	300	90	3.0	#68 2MASS Reds	4	
0083.COMP	5	10:59	04:24:23.4	+37:24:49	300	90	3.0	#68 2MASS Reds	4	
0084.2MJ04253229+3739096	1200	11:01	04:25:32.2	+37:39:09	300	90	3.0	#68 2MASS Reds	4	
0085.COMP	5	11:21	04:25:32.2	+37:39:09	300	90	3.0	#68 2MASS Reds	4	
0086.2MJ04263635+3813072	1200	11:22	04:26:36.3	+38:13:07	300	90	3.0	#68 2MASS Reds	4	
0087.COMP	5	11:43	04:26:36.3	+38:13:07	300	90	3.0	#68 2MASS Reds	4	
0088.2MJ04305780+5742283	1200	11:45	04:30:57.8	+57:42:28	300	90	3.0	#68 2MASS Reds	4	
0089.COMP	5	12:06	04:30:57.8	+57:42:28	300	90	3.0	#68 2MASS Reds	4	
0090.2MJ04342620+5527118	1200	12:09	04:34:26.2	+55:27:11	300	90	3.0	#68 2MASS Reds	4	
0091.COMP	5	12:31	04:34:26.2	+55:27:11	300	90	3.0	#68 2MASS Reds	4	
0092-0097.DARK	900	14:06	04:34:26.2	+55:27:11	300	90	3.0	Bright Stars	2	