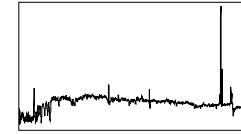
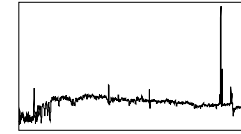
UT Date 2001-11-18 Observers K RinesColl. Focus 1000 Grating/Grism 300

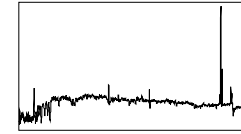
File	Exp Time	UT Start	RA	Dec	Gr.	P.A.	Slit	Program	Bin	Comments
0001.DARK	900	22:06	10:36:41.2	43:21:50	300	90	3.0	#64 Cluster In	2	binby2
0002-0009.DARK	900	0:07	10:36:41.2	43:21:50	300	90	3.0	#64 Cluster In	2	
0010.BIAS	0	0:07	10:36:41.2	43:21:50	300	90	3.0	#64 Cluster In	2	cirrus
0011-0019.BIAS	0	0:29	10:36:41.2	43:21:50	300	90	3.0	#64 Cluster In	2	
0020-0029.FLAT	16	0:34	10:36:41.2	43:21:50	300	90	3.0	#64 Cluster In	2	
0030.BIAS	0	0:34	10:36:41.2	43:21:50	300	90	3.0	#64 Cluster In	4	binby4
0031-0039.BIAS	0	0:35	10:36:41.2	43:21:50	300	90	3.0	#64 Cluster In	4	
0040-0049.FLAT	8	0:38	10:36:41.2	43:21:50	300	90	3.0	#64 Cluster In	4	
0050.sky	2	0:38	21:20:0	31:30:0	300	90	3.0	#64 Cluster In	4	
0051-0055.sky	10	0:45	21:20:0	31:30:0	300	90	3.0	#64 Cluster In	4	
0056.COMP	5	0:45	21:20:0	31:30:0	300	90	3.0	#64 Cluster In	4	
0057.HD192281	5	0:45	20:10:46.8	40:07:01	300	90	3.0	#56 Spectropho	4	
0058.COMP	5	0:45	20:10:46.8	40:07:01	300	90	3.0	#56 Spectropho	4	
0059.BDp284211	45	0:45	21:48:57.1	28:37:48	300	90	3.0	#56 Spectropho	4	
0060.COMP	5	0:45	21:48:57.1	28:37:48	300	90	3.0	#56 Spectropho	4	
0061.BDp284211	45	0:45	21:48:57.1	28:37:48	300	90	3.0	#56 Spectropho	2	binby2
0062.COMP	10	0:45	21:48:57.1	28:37:48	300	90	3.0	#56 Spectropho	2	
0063.N7331	180	0:45	22:34:46.9	+34:09:43	300	90	3.0	#57 Velocity S	4	binby4
0064.COMP	5	0:45	22:34:46.9	+34:09:43	300	90	3.0	#57 Velocity S	4	
0065.ZAnd	1	0:45	23:33:40	48:49:06	300	90	3.0	#12 Symbiotic	4	

UT Date 2001-11-18 Observers K RinesColl. Focus 1000 Grating/Grism 300

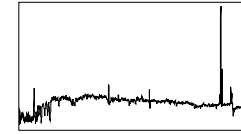
File	Exp Time	UT Start	RA	Dec	Gr.	P.A.	Slit	Program	Bir	Comments
0066.ZAnd	3	0:45	23:33:40	48:49:06	300	90	3.0	#12 Symbiotic	4	
0067.ZAnd	5	0:45	23:33:40	48:49:06	300	90	3.0	#12 Symbiotic	4	
0068.ZAnd	10	0:45	23:33:40	48:49:06	300	90	3.0	#12 Symbiotic	4	
0069.ZAnd	15	0:45	23:33:40	48:49:06	300	90	3.0	#12 Symbiotic	4	
0070.COMP	5	0:45	23:33:40	48:49:06	300	90	3.0	#12 Symbiotic	4	
0071.Akn564	300	0:45	22:42:39.4	+29:43:31	300	90	3.0	#6 AGN Monitor	4	
0072.Akn564	300	0:45	22:42:39.4	+29:43:31	300	90	3.0	#6 AGN Monitor	4	
0073.COMP	5	0:45	22:42:39.4	+29:43:31	300	90	3.0	#6 AGN Monitor	4	
0074.N7469	150	0:45	23:03:15.7	+08:52:27	300	90	3.0	#6 AGN Monitor	4	
0075.N7469	150	0:45	23:03:15.7	+08:52:27	300	90	3.0	#6 AGN Monitor	4	
0076.COMP	5	0:45	23:03:15.7	+08:52:27	300	90	3.0	#6 AGN Monitor	4	
0077.MRK509	150	0:45	20:44:09.8	-10:43:24	300	90	3.0	#6 AGN Monitor	4	
0078.MRK509	150	0:45	20:44:09.8	-10:43:24	300	90	3.0	#6 AGN Monitor	4	
0079.COMP	5	0:45	20:44:09.8	-10:43:24	300	90	3.0	#6 AGN Monitor	4	
0080.sn2001fh	1200	0:45	21:20:42.5	+44:23:53	300	90	3.0	#2 SN Observat	2	
0081.COMP	10	0:45	21:20:42.5	+44:23:53	300	90	3.0	#2 SN Observat	2	
0082.id2632	720	0:45	20:00:01.9	35:07:20	300	90	3.0	#115 PMS NGC68	4	
0083.COMP	5	0:45	20:00:01.9	35:07:20	300	90	3.0	#115 PMS NGC68	4	
0084.id2641	720	0:45	19:59:59.7	35:23:58	300	90	3.0	#115 PMS NGC68	4	
0085.COMP	5	0:45	19:59:59.7	35:23:58	300	90	3.0	#115 PMS NGC68	4	

UT Date 2001-11-18 Observers K RinesColl. Focus 1000 Grating/Grism 300

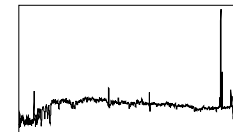
File	Exp Time	UT Start	RA	Dec	Gr.	P.A.	Slit	Program	Bir	Comments
0086.id2673	720	0:45	19:59:49.3	35:21:57	300	90	3.0	#115 PMS NGC68	4	
0087.COMP	5	0:45	19:59:49.3	35:21:57	300	90	3.0	#115 PMS NGC68	4	
0088.id2756	720	0:45	19:59:17.9	35:18:50	300	90	3.0	#115 PMS NGC68	4	
0089.COMP	5	0:45	19:59:17.9	35:18:50	300	90	3.0	#115 PMS NGC68	4	
0090.id2788	720	0:45	19:59:04.9	35:25:09	300	90	3.0	#115 PMS NGC68	4	
0091.COMP	5	0:45	19:59:04.9	35:25:09	300	90	3.0	#115 PMS NGC68	4	
0092.id1323	720	0:45	20:07:01.4	35:47:11	300	90	3.0	#115 PMS NGC68	4	
0093.COMP	5	0:45	20:07:01.4	35:47:11	300	90	3.0	#115 PMS NGC68	4	
0094.id2563	720	0:45	20:04:05.1	35:44:58	300	90	3.0	#115 PMS NGC68	4	
0095.COMP	5	0:45	20:04:05.1	35:44:58	300	90	3.0	#115 PMS NGC68	4	
0096.id2621	720	0:45	20:00:06.3	35:14:03	300	90	3.0	#115 PMS NGC68	4	
0097.COMP	5	0:45	20:00:06.3	35:14:03	300	90	3.0	#115 PMS NGC68	4	
0098.id2760	720	0:45	19:59:16.4	35:21:47	300	90	3.0	#115 PMS NGC68	4	
0099.COMP	5	0:45	19:59:16.4	35:21:47	300	90	3.0	#115 PMS NGC68	4	
0100.id2903	640	0:45	19:58:22.6	35:10:48	300	90	3.0	#115 PMS NGC68	4	
0101.COMP	5	0:45	19:58:22.6	35:10:48	300	90	3.0	#115 PMS NGC68	4	
0102.2M205927.3p135609	300	0:45	20:59:27.3	+13:56:09	300	90	3.0	#68 2MASS Reds	4	
0103.COMP	5	0:45	20:59:27.3	+13:56:09	300	90	3.0	#68 2MASS Reds	4	
0104.2M210107.7m001142	300	0:45	21:01:07.7	-00:11:42	300	90	3.0	#68 2MASS Reds	4	
0105.COMP	5	0:45	21:01:07.7	-00:11:42	300	90	3.0	#68 2MASS Reds	4	

UT Date 2001-11-18 Observers K RinesColl. Focus 1000 Grating/Grism 300

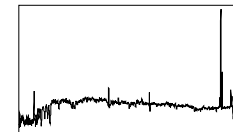
File	Exp Time	UT Start	RA	Dec	Gr.	P.A.	Slit	Program	Bir	Comments
0106.2M210511.8p055355	150	0:45	21:05:11.8	+05:53:55	300	90	3.0	#68 2MASS Reds	4	
0107.COMP	5	0:45	21:05:11.8	+05:53:55	300	90	3.0	#68 2MASS Reds	4	
0108.2M211344.6p045020	300	0:45	21:13:44.6	+04:50:20	300	90	3.0	#68 2MASS Reds	4	
0109.COMP	5	0:45	21:13:44.6	+04:50:20	300	90	3.0	#68 2MASS Reds	4	
0110.2M213114.3p332152	300	0:45	21:31:14.3	+33:21:52	300	90	3.0	#68 2MASS Reds	4	
0111.COMP	5	0:45	21:31:14.3	+33:21:52	300	90	3.0	#68 2MASS Reds	4	
0112.2M213618.3p682938	600	0:45	21:36:18.3	+68:29:38	300	90	3.0	#68 2MASS Reds	4	
0113.COMP	5	0:45	21:36:18.3	+68:29:38	300	90	3.0	#68 2MASS Reds	4	
0114.2M213959.1p782658	200	0:45	21:39:59.1	+78:26:58	300	90	3.0	#68 2MASS Reds	4	
0115.COMP	5	0:45	21:39:59.1	+78:26:58	300	90	3.0	#68 2MASS Reds	4	
0116.2M215249.7p752939	200	0:45	21:52:49.7	+75:29:39	300	90	3.0	#68 2MASS Reds	4	
0117.COMP	5	0:45	21:52:49.7	+75:29:39	300	90	3.0	#68 2MASS Reds	4	
0118.2M220645.4p750252	800	0:45	22:06:45.4	+75:02:52	300	90	3.0	#68 2MASS Reds	4	
0119.COMP	5	0:45	22:06:45.4	+75:02:52	300	90	3.0	#68 2MASS Reds	4	
0120.2M221021.2p682838	200	0:45	22:10:21.2	+68:28:38	300	90	3.0	#68 2MASS Reds	4	
0121.COMP	5	0:45	22:10:21.2	+68:28:38	300	90	3.0	#68 2MASS Reds	4	
0122.2M235846.7p831100	300	0:45	23:58:46.7	+83:11:00	300	90	3.0	#68 2MASS Reds	4	
0123.COMP	5	0:45	23:58:46.7	+83:11:00	300	90	3.0	#68 2MASS Reds	4	
0124.MRK335	60	0:45	00:06:19.6	+20:12:11	300	90	3.0	#6 AGN Monitor	4	
0125.MRK335	60	0:45	00:06:19.6	+20:12:11	300	90	3.0	#6 AGN Monitor	4	

UT Date 2001-11-18 Observers K RinesColl. Focus 1000 Grating/Grism 300

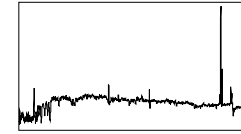
File	Exp Time	UT Start	RA	Dec	Gr.	P.A.	Slit	Program	Bir	Comments
0126.COMP	5	0:45	00:06:19.6	+20:12:11	300	90	3.0	#6 AGN Monitor	4	
0127.a119c_483	900	0:45	00:41:40.1	00:12:31	300	90	3.0	#64 Cluster In	4	
0128.COMP	5	0:45	00:41:40.1	00:12:31	300	90	3.0	#64 Cluster In	4	
0129.a119c_486	900	0:45	00:42:34.4	-2:17:51	300	90	3.0	#64 Cluster In	4	
0130.COMP	5	0:45	00:42:34.4	-2:17:51	300	90	3.0	#64 Cluster In	4	
0131.a119c_490	700	0:45	01:05:35.5	-3:36:06	300	90	3.0	#64 Cluster In	4	
0132.COMP	5	0:45	01:05:35.5	-3:36:06	300	90	3.0	#64 Cluster In	4	
0133.a119c_499	500	0:45	00:50:59.4	-4:35:59	300	90	3.0	#64 Cluster In	4	
0134.COMP	5	0:45	00:50:59.4	-4:35:59	300	90	3.0	#64 Cluster In	4	
0135.a119c_501	500	0:45	00:46:26.8	-1:45:51	300	90	3.0	#64 Cluster In	4	
0136.COMP	5	0:45	00:46:26.8	-1:45:51	300	90	3.0	#64 Cluster In	4	
0137.a119c_503	800	0:45	00:46:55.3	-0:22:17	300	90	3.0	#64 Cluster In	4	
0138.COMP	5	0:45	00:46:55.3	-0:22:17	300	90	3.0	#64 Cluster In	4	
0139.a119c_505	600	0:45	00:48:25.9	01:14:55	300	90	3.0	#64 Cluster In	4	
0140.COMP	5	0:45	00:48:25.9	01:14:55	300	90	3.0	#64 Cluster In	4	
0141.a119c_511	800	0:45	01:04:44.8	-4:13:09	300	90	3.0	#64 Cluster In	4	
0142.COMP	5	0:45	01:04:44.8	-4:13:09	300	90	3.0	#64 Cluster In	4	
0143.a168_118	300	0:45	01:05:31.9	2:51:36	300	90	3.0	#64 Cluster In	4	
0144.COMP	5	0:45	01:05:31.9	2:51:36	300	90	3.0	#64 Cluster In	4	
0145.a168_119	400	0:45	01:18:18.8	3:21:12	300	90	3.0	#64 Cluster In	4	

UT Date 2001-11-18 Observers K RinesColl. Focus 1000 Grating/Grism 300

File	Exp Time	UT Start	RA	Dec	Gr.	P.A.	Slit	Program	Bin	Comments
0146.COMP	5	0:45	01:18:18.8	3:21:12	300	90	3.0	#64 Cluster In	4	
0147.a168_121	400	0:45	01:11:22.3	2:33:46	300	90	3.0	#64 Cluster In	4	
0148.COMP	5	0:45	01:11:22.3	2:33:46	300	90	3.0	#64 Cluster In	4	
0149.a168_123	600	0:45	01:26:14.3	-0:00:51	300	90	3.0	#64 Cluster In	4	
0150.COMP	5	0:45	01:26:14.3	-0:00:51	300	90	3.0	#64 Cluster In	4	
0151.a496_389	400	0:45	04:31:13.4	-18:11:43	300	90	3.0	#64 Cluster In	4	
0152.COMP	5	0:45	04:31:13.4	-18:11:43	300	90	3.0	#64 Cluster In	4	
0153.a496_396	400	0:45	04:31:32.2	-17:46:52	300	90	3.0	#64 Cluster In	4	
0154.COMP	5	0:45	04:31:32.2	-17:46:52	300	90	3.0	#64 Cluster In	4	
0155.a496_397	1200	0:45	04:14:36.0	-13:19:01	300	90	3.0	#64 Cluster In	4	
0156.COMP	5	0:45	04:14:36.0	-13:19:01	300	90	3.0	#64 Cluster In	4	
0157.a496_398	400	0:45	04:39:43.9	-09:03:22	300	90	3.0	#64 Cluster In	4	star? to E
0158.COMP	5	0:45	04:39:43.9	-09:03:22	300	90	3.0	#64 Cluster In	4	
0159.a496_409	700	0:45	04:40:49.4	-17:18:55	300	90	3.0	#64 Cluster In	4	
0160.COMP	5	0:45	04:40:49.4	-17:18:55	300	90	3.0	#64 Cluster In	4	
0161.a496_410	400	0:45	04:20:12.5	-11:53:05	300	90	3.0	#64 Cluster In	4	
0162.COMP	5	0:45	04:20:12.5	-11:53:05	300	90	3.0	#64 Cluster In	4	
0163.a496_413	700	0:45	04:38:51.4	-09:24:55	300	90	3.0	#64 Cluster In	4	
0164.COMP	5	0:45	04:38:51.4	-09:24:55	300	90	3.0	#64 Cluster In	4	
0165.a496_414	700	0:45	04:27:18.7	-17:24:59	300	90	3.0	#64 Cluster In	4	

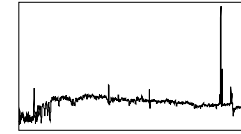
UT Date 2001-11-18 Observers K RinesColl. Focus 1000 Grating/Grism 300

File	Exp Time	UT Start	RA	Dec	Gr.	P.A.	Slit	Program	Bin	Comments
0166.COMP	5	0:45	04:27:18.7	-17:24:59	300	90	3.0	#64 Cluster In	4	
0167.a496_415	400	0:45	04:22:50.3	-15:53:27	300	90	3.0	#64 Cluster In	4	
0168.COMP	5	0:45	04:22:50.3	-15:53:27	300	90	3.0	#64 Cluster In	4	
0169.a496_419	400	0:45	04:18:59.4	-12:25:31	300	90	3.0	#64 Cluster In	4	
0170.COMP	5	0:45	04:18:59.4	-12:25:31	300	90	3.0	#64 Cluster In	4	
0171.107vso-52018	300	0:45	05:41:07.9	-00:40:19	300	90	3.0	#112 Orion PMS	4	
0172.COMP	5	0:45	05:41:07.9	-00:40:19	300	90	3.0	#112 Orion PMS	4	
0173.108vso-52124	300	0:45	05:41:14.6	-00:51:06	300	90	3.0	#112 Orion PMS	4	
0174.COMP	5	0:45	05:41:14.6	-00:51:06	300	90	3.0	#112 Orion PMS	4	
0175.109vso-52484	300	0:45	05:41:41.8	-00:51:26	300	90	3.0	#112 Orion PMS	4	
0176.COMP	5	0:45	05:41:41.8	-00:51:26	300	90	3.0	#112 Orion PMS	4	
0177.110vso-52487	300	0:45	05:41:42.5	-00:46:58	300	90	3.0	#112 Orion PMS	4	
0178.COMP	5	0:45	05:41:42.5	-00:46:58	300	90	3.0	#112 Orion PMS	4	
0179.111vso-52507	400	0:45	05:41:43.7	-00:49:12	300	90	3.0	#112 Orion PMS	4	
0180.COMP	5	0:45	05:41:43.7	-00:49:12	300	90	3.0	#112 Orion PMS	4	
0181.112vso-52637	400	0:45	05:41:53.5	-00:35:16	300	90	3.0	#112 Orion PMS	4	
0182.COMP	5	0:45	05:41:53.5	-00:35:16	300	90	3.0	#112 Orion PMS	4	
0183.113vso-53364	400	0:45	05:42:52.9	-00:37:18	300	90	3.0	#112 Orion PMS	4	
0184.COMP	5	0:45	05:42:52.9	-00:37:18	300	90	3.0	#112 Orion PMS	4	
0185.114vso-53427	400	0:45	05:42:59.3	-00:43:05	300	90	3.0	#112 Orion PMS	4	

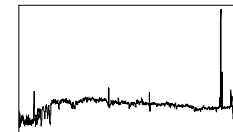
UT Date 2001-11-18 Observers K RinesColl. Focus 1000 Grating/Grism 300

File	Exp Time	UT Start	RA	Dec	Gr.	P.A.	Slit	Program	Bir	Comments
0186.COMP	5	0:45	05:42:59.3	-00:43:05	300	90	3.0	#112 Orion PMS	4	
0187.115vso-53598	400	0:45	05:43:14.9	-00:47:09	300	90	3.0	#112 Orion PMS	4	
0188.COMP	5	0:45	05:43:14.9	-00:47:09	300	90	3.0	#112 Orion PMS	4	
0189.116vso-53702	400	0:45	05:43:24.8	-00:32:53	300	90	3.0	#112 Orion PMS	4	
0190.COMP	5	0:45	05:43:24.8	-00:32:53	300	90	3.0	#112 Orion PMS	4	
0191.sn2001ep	1200	0:45	04:57:00.2	-04:45:40	300	35	3.0	#2 SN Observat	2	
0192.COMP	10	0:45	04:57:00.2	-04:45:40	300	35	3.0	#2 SN Observat	2	
0193.sn2001ej	1200	0:45	07:23:43.2	33:26:38	300	90	3.0	#2 SN Observat	2	
0194.COMP	10	0:45	07:23:43.2	33:26:38	300	90	3.0	#2 SN Observat	2	
0195.BGGem	1200	0:45	6:03:31	27:41:50	300	90	3.0	#100 BGGem	2	
0196.BGGem	300	0:45	6:03:31	27:41:50	300	90	3.0	#100 BGGem	2	
0197.COMP	10	0:45	6:03:31	27:41:50	300	90	3.0	#100 BGGem	2	
0198.117vso-54160	300	0:45	05:44:30.6	-00:49:54	300	90	3.0	#112 Orion PMS	4	
0199.COMP	5	0:45	05:44:30.6	-00:49:54	300	90	3.0	#112 Orion PMS	4	
0200.118vso-55618	300	0:45	05:49:22.0	-00:46:58	300	90	3.0	#112 Orion PMS	4	
0201.COMP	5	0:45	05:49:22.0	-00:46:58	300	90	3.0	#112 Orion PMS	4	
0202.119vso-55670	300	0:45	05:49:27.2	-00:42:26	300	90	3.0	#112 Orion PMS	4	
0203.COMP	5	0:45	05:49:27.2	-00:42:26	300	90	3.0	#112 Orion PMS	4	
0204.2M052725.Op455048	400	0:45	05:27:25.0	+45:50:48	300	90	3.0	#68 2MASS Reds	4	
0205.COMP	5	0:45	05:27:25.0	+45:50:48	300	90	3.0	#68 2MASS Reds	4	



UT Date 2001-11-18 Observers K RinesColl. Focus 1000 Grating/Grism 300

File	Exp Time	UT Start	RA	Dec	Gr.	P.A.	Slit	Program	Bin	Comments
0206.2M052745.8p493740	200	0:45	05:27:45.8	+49:37:40	300	90	3.0	#68 2MASS Reds	4	
0207.COMP	5	0:45	05:27:45.8	+49:37:40	300	90	3.0	#68 2MASS Reds	4	
0208.2M052822.9p495744	400	0:45	05:28:22.9	+49:57:44	300	90	3.0	#68 2MASS Reds	4	
0209.COMP	5	0:45	05:28:22.9	+49:57:44	300	90	3.0	#68 2MASS Reds	4	
0210.2M053251.5p425921	300	0:45	05:32:51.5	+42:59:21	300	90	3.0	#68 2MASS Reds	4	
0211.COMP	5	0:45	05:32:51.5	+42:59:21	300	90	3.0	#68 2MASS Reds	4	
0212.MRK110	300	0:45	09:25:12.9	+52:17:10	300	90	3.0	#6 AGN Monitor	4	
0213.COMP	5	0:45	09:25:12.9	+52:17:10	300	90	3.0	#6 AGN Monitor	4	
0214.N3227	120	0:45	10:23:30.6	+19:51:54	300	90	3.0	#6 AGN Monitor	4	
0215.N3227	120	0:45	10:23:30.6	+19:51:54	300	90	3.0	#6 AGN Monitor	4	
0216.COMP	5	0:45	10:23:30.6	+19:51:54	300	90	3.0	#6 AGN Monitor	4	
0217.BIAS	0	0:45	09:36:38.0	31:30:57	300	90	3.0	#100 BGGem	4	tcs crash
0218-0226.BIAS	0	13:11	09:37:56.0	31:30:57	300	90	3.0	#100 BGGem	4	
0227.FLAT	8	13:11	09:39:00.0	31:30:57	300	90	3.0	#100 BGGem	4	cirrus at dawn
0228-0232.FLAT	8	13:13	09:40:23.0	31:30:57	300	90	3.0	#100 BGGem	4	
0233-0236.FLAT	8	13:14	09:41:29.0	31:30:58	300	90	3.0	#100 BGGem	4	
0237.BIAS	0	13:14	09:41:55.0	31:30:58	300	90	3.0	#100 BGGem	2	binby2
0238-0246.BIAS	0	13:17	09:44:17.0	31:30:58	300	90	3.0	#100 BGGem	2	
0247-0256.FLAT	16	13:23	09:50:25.0	31:30:58	300	90	3.0	#100 BGGem	2	
0257.DARK	1200	13:23	10:13:35.0	31:31:00	300	90	3.0	#100 BGGem	4	binby4

UT Date 2001-11-18 Observers K RinesColl. Focus 1000 Grating/Grism 300

<i>File</i>	<i>Exp Time</i>	<i>UT Start</i>	<i>RA</i>	<i>Dec</i>	<i>Gr.</i>	<i>P.A.</i>	<i>Slit</i>	<i>Program</i>	<i>Bir</i>	<i>Comments</i>
0258-0259.DARK	1200	14:07	10:53:59.0	31:31:01	300	90	3.0	#100 BGGem	4	
0260-0262.DARK	1200	15:07	11:54:30.0	31:31:02	300	90	3.0	#100 BGGem	4	
0263.DARK	1200	15:07	12:14:42.0	31:31:01	300	90	3.0	#100 BGGem	4	
0264.DARK	1200	15:07	12:34:54.0	31:31:00	300	90	3.0	#100 BGGem	4	
0265.DARK	1200	15:07	12:55:06.0	31:30:59	300	90	3.0	#100 BGGem	4	
0266.DARK	1200	15:07	13:15:17.0	31:30:58	300	90	3.0	#100 BGGem	4	